**SHANGHAI RECOMB PIPING SYSTEM CO.,LTD.**

Add: No.270, Yixian Rd.,
Shanghai 200434 china
Tel: 0086—21—65421760
Fax: 0086—21—65366725
Website: www.recomb. com. cn
E-mail:sales@recomb.com.cn

RECOMB reserves the right to change products specifications and or designs without notice

© Copyright 2009 Recomb

ISO9001:2000

ASTM,DIN,BS,ISO,
JIS,API,AS,GB

RECOMB®

# RECOMB

FM APPROVED

c UL us LISTED

CE

***SHANGHAI RECOMB PIPING SYSTEM CO.,LTD.***

***WWW.RECOMB. COM. CN***

# SHANGHAI RECOMB PIPING SYSTEM CO.,LTD.

www.recomb.com.cn

## TABLE OF CONTENTS


The Company 1
Grooved End Method 2
Certificates 3
Product Series 4
Material Specification 6

**Grooved Coupling**

Rigid Coupling 7
Flexible Coupling 8
Standard Rigid Coupling 9
Standard Flexible Coupling 10
Reducing Coupling 11

**Mechanical Tee**

Mechanical Tee Threaded 11
Mechanical Tee Grooved 14
Strap Tee 16
Branch Outlet 17

**Grooved Fitting**

Standard Elbow、Tee 、Cross 18
Short Radius Elbow、Tee 19
Reducing Tee 19
Reducing Cross 21
Reducer Grooved 21
Reducer Threaded 23
Eccentric Reducer 24
Reducing End-line Elbow 25
Drain Elbow 25
Cap with Eccentric Hole 26
End Cap 26

**Grooved Flange**

Grooved Flange Table E 27
Grooved Flange ANSI150 27
Grooved Flange PN16 28
Hinged Flange Adapter 28

Installation Instruction 29
Gasket Selection 29
Global Pipe Size 30
Pipe Roll Groove Specifications 31
Pipe Cut Groove Specifications 32
Pipe Preparation Tools 33
Applications 34
Warranty 35

## THE COMPANY

As a leading company of grooved piping products in China, Shanghai Recomb is the first and one of the largest manufacturers with 10 years of industry experience in design and manufacture.

Our ISO9001:2000 certified facilities include mechanical shop, rubber gasket shop and two foundries with automatic production lines, which make us to compete with others from very beginning. Integrated quality control system with 100% function-wise inspection ensures us to provide high quality products to our customers. Full ranges of our products are all FM approved and UL listed. Besides, we provide our clients strong technical support. That's the reason why we are also able to make customized OEM products for our customers.

Currently, we offer grooved couplings and fittings in size from1/2" through 24", with the various gaskets. Our products are supplied to customers worldwide for use in a variety of industries and applications, from plumbing, fire protection and mechanical to water treatment, mining and oil & gas. Our sales network covers most of Chinese major cities, some of countries in Europe, Asia, Middle East, America and Australia.

Our mission is to supply high quality products to meet our customer's demand. We are willing to cooperate with customers worldwide for the development of new business.

# GROOVED END METHOD

*SHANGHAI RECOMB PIPING SYSTEM CO.,LTD.*

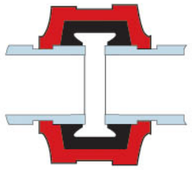

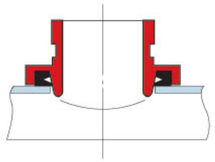

Grooved end method provides piping system the most versatile, economical and reliable connection. The following table shows the advantage of grooved products comparing with other piping methods:

| Comparative Advantages | Threaded | Flanged | Welded | Grooved |
|---|---|---|---|---|
| Allows angular deflection-misalignment | | | | • |
| Expansion, contraction or, no need for expansion joint | | | | • |
| Reclaimable, no need for union | | • | | • |
| Allows fast connection with valves | | | | • |
| Allows rotation of pipe for alignment | | • | | • |
| No special skills required | • | | | • |
| No welding slags | • | | | • |
| No weakening of pipe at joints | | • | • | • |
| No fire hazard during installation | • | • | | • |
| Quick installation | • | | | • |
| Easy to maintain | | | | • |
| Allows prefabrication | • | • | | • |
| Low installation cost | • | | | • |

Recomb products all products size up to 24'' for grooved piping system.

With the housing key holding into the groove, Rigid coupling is designed to achieve straight run of pipe without any flex at the joint, while Flexible coupling accommodates expansion/contraction and deflection for piping system.



# CERTIFICATES



# GROOVED PRODUCT SERIES

*SHANGHAI RECOMB PIPING SYSTEM CO.,LTD.*

XGQT1
Rigid Coupling

XGQT2
Flexible Coupling

XGQT1G
Standard Rigid Coupling

XGQT2G
Standard Flexible Coupling

XGQT3U
Strap Tee

XGQT3D
Branch Outlet

XGQT01
90° Elbow

XGQT02
45° Elbow

XGQT04
Reducing Tee

XGQT05
Reducing Cross

XGQT07
Reducer Threaded

XGQT07
Reducer Grooved

XGQT06
End Cap

ANSI150 XGQT08D
Grooved Flange ANSI 150

ANSI150 XGQT08
Grooved Flange ANSI 150

08A-T-E
Grooved Flange Table E

SQT
HDPE CLAMP



All data contained here is subject to change without notice.

XGQT2Y
Reducing Coupling

XGQT3
Mechanical Tee Threaded

XGQT3
Mechanical Tee Grooved

XGQT3
Mechanical Cross

XGQT10
22.5° Elbow

XGQT20
11.25° Elbow

XGQT03
Tee

XGQT05
Cross

XGQT07P
Eccentric Reducer

01
Reducing End-line Elbow

XGQT01P
Drain Elbow

06P
Cap with Eccentric Hole

XGQT08
Grooved Flange PN16

XGQT08B
Hinged Flange Adapter

KGQT2
Shouldered Coupling

KGQT2K
Shouldered Quick-release Coupling

This catalog features our general products offering. For more and updated information, please contact our head office in Shanghai.

All data contained here is subject to change without notice.

## COUPLING HOUSING AND FITTINGS

Ductile Iron conforms to ASTM A536 and ISO 1083.

## GASKET

EPDM as designated in accordance with ISO 6182, conforming to FM 1920 and UL 213.

## BOLTS/NUTS

**ANSI Bolts/Nuts**

Heat treated, zinc electroplated, or galvanized oval neck track head bolts and hex nuts make of carbon steel in accordance with ASTM A183.

**Metric Bolts/Nuts**

Heat treated, zinc electroplated, or galvanized oval neck track head bolts and hex nuts make of carbon steel in accordance with ISO 898.

## FINISH

Available on Red or Orange paint, Epoxy coating and hot dip galvanized. For special finish, please contact your local distributor or us.

**XGQT1**
**Rigid Coupling**

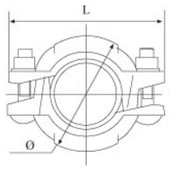


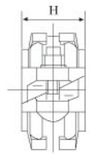


| Nominal Size | | Pipe O.D. | Max.Working Pressure | | Max End Load | Bolt Size | Dimensions | | |
|---|---|---|---|---|---|---|---|---|---|
| | | | | | | | ϕ | L | H |
| Inch | mm | mm | KPa | psi | N | mm | mm | mm | mm |
| 1 | 25 | 33.7 | 2065 | 300 | 2230 | 2-M10x55 | 58.5 | 94 | 47 |
| 1 1/4 | 32 | 42.4 | 2065 | 300 | 3530 | 2-M10x55 | 67.5 | 104 | 47 |
| 1 1/2 | 40 | 48.3 | 2065 | 300 | 4581 | 2-M10x55 | 74.5 | 111 | 47 |
| 2 | 50 | 57 | 2065 | 300 | 6379 | 2-M10x65 | 86 | 119 | 47 |
| 2 | 50 | 60.3 | 2065 | 300 | 7139 | 2-M10x65 | 88 | 121 | 47 |
| 2 1/2 | 65 | 73 | 2065 | 300 | 10463 | 2-M10x65 | 96.5 | 134 | 47 |
| 2 1/2 | 65 | 76.1 | 2065 | 300 | 11371 | 2-M10x65 | 104 | 136 | 47 |
| 3 | 80 | 88.9 | 2065 | 300 | 15518 | 2-M10x65 | 116 | 150 | 47 |
| 4 | 100 | 108 | 2065 | 300 | 22902 | 2-M10x65 | 140 | 176 | 51 |
| 4 | 100 | 114.3 | 2065 | 300 | 25652 | 2-M10x65 | 148 | 185 | 51 |
| 5 | 125 | 133 | 2065 | 300 | 34732 | 2-M12x85 | 168 | 210 | 51 |
| 5 | 125 | 139.7 | 2065 | 300 | 38319 | 2-M12x85 | 173 | 216 | 51 |
| 5 | 125 | 141.3 | 2065 | 300 | 39202 | 2-M12x85 | 175 | 219 | 51 |
| 6 | 150 | 159 | 2065 | 300 | 49639 | 2-M12x85 | 192 | 236 | 51 |
| 6 | 150 | 165.1 | 2065 | 300 | 53521 | 2-M12x85 | 200 | 244 | 51 |
| 6 | 150 | 168.3 | 2065 | 300 | 55616 | 2-M12x85 | 204 | 248 | 51 |
| 8 | 200 | 216.3 | 2065 | 300 | 91863 | 2-M16x120 | 257 | 316 | 63 |
| 8 | 200 | 219.1 | 2065 | 300 | 94257 | 2-M16x120 | 258 | 332 | 63 |
| 10 | 250 | 267.4 | 1205 | 175 | 89853 | 2-M20x130 | 309 | 387 | 63 |
| 10 | 250 | 273 | 1205 | 175 | 93656 | 2-M20x130 | 318 | 395 | 63 |
| 12 | 300 | 318.5 | 1205 | 175 | 127476 | 2-M20x130 | 361 | 434 | 63 |
| 12 | 300 | 323.9 | 1205 | 175 | 131835 | 2-M20x130 | 372 | 445 | 63 |

**XGQT2**
**Flexible Coupling**

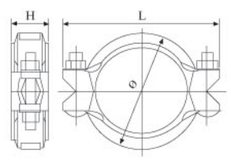


DN25-DN300

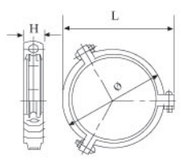


DN350-DN450

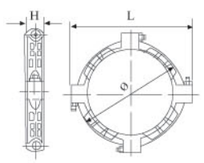


DN500-DN600

| Nominal Size | | Pipe O.D. | Max.Working Pressure | | Allowance Pipe End Sep | Max End Load | Bolt Size | Dimensions | | |
|---|---|---|---|---|---|---|---|---|---|---|
| | | | | | | | | ϕ | L | H |
| Inch | mm | mm | Kpa | psi | mm | N | mm | mm | mm | mm |
| 1 | 25 | 33.7 | 2065 | 300 | 0-3 | 2230 | 2-M10x55 | 56.5 | 94 | 47 |
| 1 1/4 | 32 | 42.4 | 2065 | 300 | 0-3 | 3530 | 2-M10x55 | 65.5 | 104 | 47 |

All data contained here is subject to change without notice.
Note: Max. working presure refers to FM registration pressure.

## XGQT2
## Flexible Coupling

| Nominal Size | | Pipe O.D. | Max.Working Pressure | | Allowance Pipe End Sep | Max End Load | Bolt Size | Dimensions | | |
|---|---|---|---|---|---|---|---|---|---|---|
| | | | | | | | | ϕ | L | H |
| Inch | mm | mm | KPa | psi | mm | N | mm | mm | mm | mm |
| 1 1/2 | 40 | 48.3 | 2065 | 300 | 0-3 | 4581 | 2-M10x55 | 72.5 | 111 | 47 |
| 2 | 50 | 57 | 2065 | 300 | 0-3 | 6379 | 2-M10x65 | 84 | 119 | 47 |
| 2 | 50 | 60.3 | 2065 | 300 | 0-3 | 7139 | 2-M10x65 | 86 | 121 | 47 |
| 2 1/2 | 65 | 73 | 2065 | 300 | 0-3 | 10463 | 2-M10x65 | 98.5 | 134 | 47 |
| 2 1/2 | 65 | 76.1 | 2065 | 300 | 0-3 | 11371 | 2-M10x65 | 102 | 136 | 47 |
| 3 | 80 | 88.9 | 2065 | 300 | 0-5 | 15518 | 2-M10x65 | 114 | 150 | 47 |
| 4 | 100 | 108 | 2065 | 300 | 0-5 | 22902 | 2-M12x85 | 138 | 180 | 51 |
| 4 | 100 | 114.3 | 2065 | 300 | 0-5 | 25652 | 2-M12x85 | 146 | 189 | 51 |
| 5 | 125 | 133 | 2065 | 300 | 0-5 | 34732 | 2-M16x100 | 166 | 223 | 51 |
| 5 | 125 | 139.7 | 2065 | 300 | 0-5 | 38319 | 2-M16x100 | 171 | 229 | 51 |
| 5 | 125 | 141.3 | 2065 | 300 | 0-5 | 39202 | 2-M16x100 | 172.5 | 232 | 51 |
| 6 | 150 | 159 | 2065 | 300 | 0-5 | 49639 | 2-M16x100 | 190 | 249 | 51 |
| 6 | 150 | 165.1 | 2065 | 300 | 0-5 | 53521 | 2-M16x100 | 198 | 258 | 51 |
| 6 | 150 | 168.3 | 2065 | 300 | 0-5 | 55616 | 2-M16x100 | 202 | 262 | 51 |
| 8 | 200 | 216.3 | 2065 | 300 | 0-4.8 | 91863 | 2-M20x130 | 255 | 324 | 63 |
| 8 | 200 | 219.1 | 2065 | 300 | 0-4.8 | 94257 | 2-M20x110 | 256 | 332 | 63 |
| 10 | 250 | 267.4 | 1205 | 175 | 0-4.8 | 89853 | 2-M20x150 | 307 | 379 | 63 |
| 10 | 250 | 273 | 1205 | 175 | 0-4.8 | 93656 | 2-M20x150 | 316 | 390 | 63 |
| 12 | 300 | 318.5 | 1205 | 175 | 0-4.8 | 127476 | 2-M20x150 | 359 | 434 | 63 |
| 12 | 300 | 323.9 | 1205 | 175 | 0-4.8 | 131835 | 2-M20x150 | 370 | 442 | 63 |
| 12 | 300 | 325 | 1205 | 175 | 0-4.8 | 132732 | 2-M20x150 | 370 | 442 | 63 |
| 14 | 350 | 355.6 | 1205 | 175 | 0-6 | 158903 | 3-M22x130 | 403 | 490 | 74 |
| 14 | 350 | 377 | 1205 | 175 | 0-6 | 178604 | 3-M22x130 | 422 | 514 | 74 |
| 16 | 400 | 406.4 | 1205 | 175 | 0-6 | 207547 | 3-M22x130 | 454 | 566 | 74 |
| 16 | 400 | 426 | 1205 | 175 | 0-6 | 228049 | 3-M22x130 | 471 | 570 | 74 |
| 18 | 450 | 457.2 | 1205 | 175 | 0-6 | 262677 | 3-M22x130 | | | 76 |
| 18 | 450 | 480 | 1205 | 175 | 0-6 | 289529 | 3-M22x130 | 526 | 620 | 76 |
| 20 | 500 | 508 | 1205 | 175 | 0-6 | 324292 | 4-M22x130 | 558 | 660 | 78 |
| 20 | 500 | 530 | 1205 | 175 | 0-6 | 352989 | 4-M22x130 | 576 | 670 | 78 |
| 24 | 600 | 610 | 1205 | 175 | 0-6 | 467595 | 4-M22x130 | | | 78 |
| 24 | 600 | 630 | 1205 | 175 | 0-6 | 498759 | 4-M22x130 | 680 | 790 | 78 |

All data contained here is subject to change without notice.
Note: Max. working presure refers to FM registration pressure.

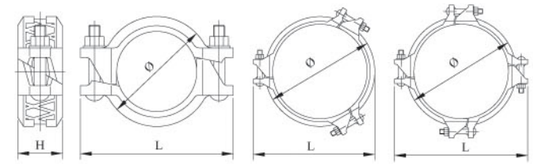


## XGQT1G
## Standard Rigid Coupling

| Nominal Size | | Pipe O.D. | Max.Working Pressure | | Allowable Pipe End Sop | Max End Load | Bolt Size | Dimensions | | |
|---|---|---|---|---|---|---|---|---|---|---|
| | | | | | | | | ϕ | L | H |
| Inch | mm | mm | KPa | psi | mm | N | mm | mm | mm | mm |
| 1 | 25 | 33.7 | 5500 | 800 | 3 | 4906 | 2-M10×50 | 60 | 98 | 44 |
| 1 1/4 | 32 | 42.4 | 5500 | 800 | 3 | 7766 | 2-M10×50 | 70 | 108 | 47 |
| 1 1/2 | 40 | 48.3 | 5500 | 800 | 3 | 10478 | 2-M10×50 | 76 | 114 | 47 |
| 2 | 50 | 57 | | | | | | | | |
| 2 | 50 | 60.3 | 5500 | 800 | 3 | 15707 | 2-M10×60 | 88 | 128 | 47 |
| 2 1/2 | 65 | 73 | 5500 | 800 | 3 | 23020 | 2-M12×75 | 102 | 147 | 47 |
| 2 1/2 | 65 | 76.1 | 5500 | 800 | 3 | 25016 | 2-M12×75 | 105 | 150 | 47 |
| 3 | 80 | 88.9 | 5500 | 800 | 3 | 34139 | 2-M12×75 | 117 | 162 | 47 |
| 4 | 100 | 108 | 5500 | 800 | 6 | 50384 | 2-M12×75 | 142 | 188 | 53 |
| 4 | 100 | 114.3 | 5500 | 800 | 6 | 56434 | 2-M12×75 | 150 | 196 | 53 |
| 5 | 125 | 133 | 5500 | 800 | 6 | 76410 | 2-M16×100 | 170 | 228 | 53 |
| 5 | 125 | 139.7 | 5500 | 800 | 6 | 84301 | 2-M16×100 | 175 | 233 | 53 |
| 5 | 125 | 141.3 | 5500 | 800 | 6 | 86244 | 2-M16×100 | 177 | 236 | 53 |
| 6 | 150 | 159 | 4825 | 700 | 6 | 95307 | 2-M16×100 | 195 | 253 | 53 |
| 6 | 150 | 165.1 | 4825 | 700 | 6 | 102760 | 2-M16×100 | 203 | 263 | 53 |
| 6 | 150 | 168.3 | 4825 | 700 | 6 | 106783 | 2-M16×100 | 207 | 268 | 53 |
| 8 | 200 | 216.3 | 4125 | 600 | 6 | 146981 | 2-M20×130 | 259 | 336 | 65 |
| 8 | 200 | 219.1 | 4125 | 600 | 6 | 150811 | 2-M20×130 | 262 | 238 | 65 |
| 10 | 250 | 267.4 | 4125 | 600 | 6 | 224632 | 2-M22×150 | 320 | 392 | 65 |
| 10 | 250 | 273 | 4125 | 600 | 6 | 234140 | 2-M22×150 | 323 | 402 | 65 |
| 12 | 300 | 318.5 | 4125 | 600 | 6 | 318690 | 2-M22×150 | 375 | 448 | 65 |
| 12 | 300 | 323.9 | 4125 | 600 | 6 | 329587 | 2-M22×150 | 379 | 458 | 65 |
| 12 | 300 | 325 | 4125 | 600 | | 331830 | | | | |
| 14 | 350 | 355.6 | 2400 | 360 | 5 | 208560 | 3-M22×130 | 407 | 494 | 73 |
| 14 | 350 | 377 | | | | | | | | |
| 16 | 400 | 406.4 | 2400 | 360 | 5 | 272405 | 3-M22×130 | 458 | 546 | 73 |
| 16 | 400 | 426 | | | | | | | | |
| 18 | 450 | 457.2 | 2400 | 360 | 5 | 344763 | 3-M22×130 | 512 | 596 | 76 |
| 18 | 450 | 480 | | | | | | | | |
| 20 | 500 | 508 | 2065 | 300 | 5 | 425633 | 4-M24×130 | 562 | 662 | 78 |
| 20 | 530 | 500 | | | | | | | | |
| 24 | 610 | 600 | 1725 | 250 | 5 | 511432 | 4-M24×130 | 664 | 764 | 78 |
| 24 | 600 | 630 | | | | | | | | |

All data contained here is subject to change without notice.
Note: Max. working presure refers to FM registration pressure.

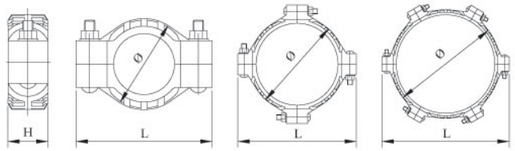


**XGQT2G**
**Standard Flexible Coupling**

| Nominal Size | | Pipe O.D. | Max.Working Pressure | | Allowable Pipe End Sop | Max End Load | Bolt Size | Dimensions | | |
|---|---|---|---|---|---|---|---|---|---|---|
| | | | | | | | | ϕ | L | H |
| Inch | mm | mm | KPa | psi | mm | N | mm | mm | mm | mm |
| 1 | 25 | 33.7 | 5500 | 800 | 3 | 4906 | 2-M10×50 | 60 | 100 | 44 |
| 1 1/4 | 32 | 42.4 | 5500 | 800 | 3 | 7766 | 2-M12×70 | 69 | 112 | 48 |
| 1 1/2 | 40 | 48.3 | 5500 | 800 | 3 | 10478 | 2-M12×70 | 75 | 119 | 48 |
| 2 | 50 | 57 | | | | | | | | |
| 2 | 50 | 60.3 | 5500 | 800 | 3 | 15707 | 2-M12×70 | 86 | 132 | 48 |
| 2 1/2 | 65 | 73 | 5500 | 800 | 3 | 23020 | 2-M12×75 | 103 | 145 | 48 |
| 2 1/2 | 65 | 76.1 | 5500 | 800 | 3 | 25016 | 2-M12×75 | 106 | 149 | 48 |
| 3 | 80 | 88.9 | 5500 | 800 | 3 | 34139 | 2-M12×75 | 118 | 162 | 48 |
| 4 | 100 | 108 | 5500 | 800 | 6.8 | 50384 | 2-M16×85 | 144 | 202 | 54 |
| 4 | 100 | 114.3 | 5500 | 800 | 6.8 | 56434 | 2-M16×85 | 152 | 212 | 54 |
| 5 | 125 | 133 | 5500 | 800 | 6.8 | 76410 | 2-M20×110 | 173 | 246 | 54 |
| 5 | 125 | 139.7 | 5500 | 800 | 6.8 | 84301 | 2-M20×110 | 178 | 252 | 54 |
| 5 | 125 | 141.3 | 5500 | 800 | 6.8 | 86244 | 2-M20×110 | 180 | 255 | 54 |
| 6 | 150 | 159 | 4825 | 700 | 6.8 | 95307 | 2-M20×110 | 199 | 275 | 54 |
| 6 | 150 | 165.1 | 4825 | 700 | 6.8 | 102760 | 2-M20×110 | 207 | 286 | 54 |
| 6 | 150 | 168.3 | 4825 | 700 | 6.8 | 106783 | 2-M20×110 | 211 | 290 | 54 |
| 8 | 200 | 216.3 | 4125 | 600 | | 146981 | | | | |
| 8 | 200 | 219.1 | 4125 | 600 | 6.8 | 150811 | 2-M22×130 | 263 | 346 | 64 |
| 10 | 250 | 267.4 | 4125 | 600 | | 224632 | | | | |
| 10 | 250 | 273 | 4125 | 600 | 6.8 | 234140 | 2-M24×150 | 327 | 422 | 67 |
| 12 | 300 | 318.5 | 4125 | 600 | | 318690 | | | | |
| 12 | 300 | 323.9 | 4125 | 600 | 6.8 | 329587 | 2-M24×150 | 380 | 474 | 67 |
| 12 | 300 | 325 | 4125 | 600 | | 331830 | | | | |
| 14 | 350 | 355.6 | 2065 | 300 | 5 | 208560 | 4-M24×130 | 405 | 507 | 74 |
| 14 | 350 | 377 | 2400 | 360 | 5 | 279070 | 4-M24×130 | 426 | 527 | 76 |
| 16 | 400 | 406.4 | 2065 | 300 | 5 | 272405 | 4-M24×130 | 450 | 559 | 74 |
| 16 | 400 | 426 | 2400 | 360 | 5 | 356327 | 4-M24×130 | 476 | 577 | 76 |
| 18 | 450 | 457.2 | 2065 | 300 | 5 | 344763 | 4-M27×150 | 510 | 623 | 80 |
| 18 | 450 | 480 | 2400 | 360 | 5 | 452389 | 4-M24×130 | 532 | 633 | 78 |
| 20 | 500 | 508 | 2065 | 300 | 5 | 425633 | 4-M27×150 | 561 | 675 | 80 |
| 20 | 500 | 530 | 2400 | 360 | 5 | 463298 | 4-M27×150 | 583 | 696 | 81 |
| 24 | 600 | 610 | 1725 | 250 | 5 | 511432 | 6-M27×150 | 663 | 777 | 80 |
| 24 | 600 | 630 | 2400 | 360 | 5 | 779311 | 6-M27×150 | 684 | 797 | 81 |

All data contained here is subject to change without notice.
Note: Max. working presure refers to FM registration pressure.

**XGQT2Y**
**Reducing Coupling**

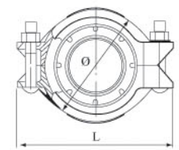


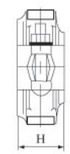


| Nominal Size | | Pipe O.D. | Max.Working Pressure | | Dimensions | | |
|---|---|---|---|---|---|---|---|
| | | | | | ϕ | L | H |
| Inch | mm | mm | KPa | psi | mm | mm | mm |
| 2x1 1/2 | 50x40 | 60.3x48.3 | 2065 | 300 | 87 | 124 | 47 |
| 2 1/2x2 | 65x50 | 73x60.3 | 2065 | 300 | 101 | 136 | 47 |
| 2 1/2x2 | 65x50 | 76.1x60.3 | 2065 | 300 | 104 | 138 | 47 |
| 3x2 | 80x50 | 88.9x60.3 | 2065 | 300 | 146.5 | 161 | 47 |
| 3x2 1/2 | 80x65 | 88.9x73 | 2065 | 300 | 146.5 | 161 | 47 |
| 3x2 1/2 | 80x65 | 88.9x76.1 | 2065 | 300 | 115 | 152 | 47 |
| 4x2 1/2 | 100x65 | 108x76.1 | 2065 | 300 | 142 | 182 | 51 |
| 4x3 | 100x80 | 108x88.9 | 2065 | 300 | 142 | 182 | 51 |
| 4x2 | 100x50 | 114.3x60.3 | 2065 | 300 | 148 | 191 | 51 |
| 4x2 1/2 | 100x65 | 114.3x73 | 2065 | 300 | 148 | 191 | 51 |
| 4x2 1/2 | 100x65 | 114.3x76.1 | 2065 | 300 | 148 | 191 | 51 |
| 4x3 | 100x80 | 114.3x88.9 | 2065 | 300 | 148 | 191 | 51 |
| 5x4 | 125x100 | 139.7x114.3 | 2065 | 300 | 166 | 191 | 51 |
| 6x3 | 150x80 | 159x88.9 | 2065 | 300 | 190 | 251 | 51 |
| 6x4 | 150x100 | 159x108 | 2065 | 300 | 190 | 251 | 51 |
| 6x4 | 150x100 | 159x114.3 | 2065 | 300 | 190 | 251 | 51 |
| 6x4 | 150x100 | 165x114.3 | 2065 | 300 | 198 | 260 | 51 |
| 6x3 | 150x80 | 168.3x88.9 | 2065 | 300 | 203 | 265 | 55 |
| 6x4 | 150x100 | 168.3x114.3 | 2065 | 300 | 203 | 263 | 51 |
| 8x6 | 200x150 | 219.1x159 | 2065 | 300 | 257 | 234 | 63 |
| 8x6 | 200x150 | 219.1x165.1 | 2065 | 300 | 257 | 234 | 63 |
| 8x6 | 200x150 | 219.1x168.3 | 2065 | 300 | 257 | 334 | 63 |

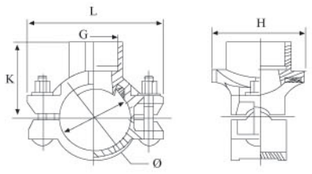


**XGQT3**
**Mechanical Tee Threaded**

| Nominal Size | | Pipe O.D. | Bolt Size | Max.Working Pressure | | Dimensions | | | | Hole Cut Dia | |
|---|---|---|---|---|---|---|---|---|---|---|---|
| | | | | | | K | ϕ | L | H | | |
| Inch | mm | mm | mm | KPa | psi | mm | mm | mm | mm | Inch | mm |
| 2x1/2 | 50x15 | 60.3xG1/2 | 2-M10x65 | 2065 | 300 | 60 | 89 | 126 | 73 | 1 1/2" | 38 |
| 2x3/4 | 50x20 | 60.3xG3/4 | 2-M10x65 | 2065 | 300 | 60 | 89 | 126 | 73 | 1 1/2" | 38 |

All data contained here is subject to change without notice.
Note: Max. working presure refers to FM registration pressure.

**XGQT3**
**Mechanical Tee Threaded**

| Nominal Size | | Pipe O.D. | Bolt Size | Max.Working Pressure | | Dimensions | | | | Hole Cut Dia | |
|---|---|---|---|---|---|---|---|---|---|---|---|
| | | | | | | K | ϕ | L | H | | |
| Inch | mm | mm | mm | KPa | psi | mm | mm | mm | mm | Inch | mm |
| 2x1 | 50x25 | 60.3xG1 | 2-M10x65 | 2065 | 300 | 66.5 | 89 | 126 | 73 | 1 1/2" | 38 |
| 2x1 1/4 | 50x32 | 60.3xG1 1/4 | 2-M10x65 | 2065 | 300 | 66.5 | 86 | 126 | 73 | 1 3/4" | 44 |
| 2x1 1/2 | 50x40 | 60.3xG1 1/2 | 2-M10x65 | 2065 | 300 | 66.5 | 86 | 126 | 73 | 1 3/4" | 44 |
| 2 1/2x1/2 | 65x15 | 73xG1/2 | 2-M12x75 | 2065 | 300 | 66.5 | 101 | 132 | 73 | 1 1/2" | 38 |
| 2 1/2x3/4 | 65x20 | 73xG3/4 | 2-M12x75 | 2065 | 300 | 66.5 | 101 | 132 | 73 | 1 1/2" | 38 |
| 2 1/2x1 | 65x25 | 73xG1 | 2-M12x75 | 2065 | 300 | 73.5 | 101 | 132 | 73 | 1 1/2" | 38 |
| 2 1/2x1 1/4 | 65x32 | 73xG1 1/4 | 2-M12x75 | 2065 | 300 | 75.5 | 101 | 132 | 80 | 1 3/4" | 44 |
| 2 1/2x1 1/2 | 65x40 | 73xG1 1/2 | 2-M12x75 | 2065 | 300 | 75.5 | 101 | 132 | 83 | 1 7/8" | 48 |
| 2 1/2x1/2 | 65x15 | 76.1xG1/2 | 2-M12x75 | 2065 | 300 | 67 | 104 | 138 | 73 | 1 1/2" | 38 |
| 2 1/2x3/4 | 65x20 | 76.1xG3/4 | 2-M12x75 | 2065 | 300 | 67 | 104 | 138 | 73 | 1 1/2" | 38 |
| 2 1/2x1 | 60x25 | 76.1xG1 | 2-M12x75 | 2065 | 300 | 75 | 104 | 138 | 73 | 1 1/2" | 38 |
| 2 1/2x1 1/4 | 65x32 | 76.1xG1 1/4 | 2-M12x75 | 2065 | 300 | 77 | 104 | 138 | 80 | 1 3/4" | 44 |
| 2 1/2x1 1/2 | 65x40 | 76.1xG1 1/2 | 2-M12x75 | 2065 | 300 | 77 | 104 | 138 | 83 | 1 7/8" | 48 |
| 3x 1/2 | 80x15 | 88.9xG1/2 | 2-M12x75 | 2065 | 300 | 74 | 118 | 150 | 73 | 1 1/2" | 38 |
| 3x3/4 | 80x20 | 88.9xG3/4 | 2-M12x75 | 2065 | 300 | 74 | 118 | 150 | 73 | 1 1/2" | 38 |
| 3x1 | 80x25 | 88.9xG1 | 2-M12x75 | 2065 | 300 | 82 | 118 | 150 | 73 | 1 1/2" | 38 |
| 3x1 1/4 | 80x32 | 88.9xG1 1/4 | 2-M12x75 | 2065 | 300 | 84.5 | 118 | 150 | 80 | 1 3/4" | 44 |
| 3x1 1/2 | 80x40 | 88.9xG1 1/2 | 2-M12x75 | 2065 | 300 | 84.5 | 118 | 150 | 93 | 2 1/8" | 54 |
| 3x2 | 80x50 | 88.9xG2 | 2-M12x75 | 2065 | 300 | 85.5 | 113 | 150 | 94 | 2 1/2" | 64 |
| 4x1/2 | 100x15 | 108xG1/2 | 2-M12x75 | 2065 | 300 | 84 | 137 | 174 | 73 | 1 1/2" | 38 |
| 4x3/4 | 100x20 | 108xG3/4 | 2-M12x75 | 2065 | 300 | 84 | 137 | 174 | 73 | 1 1/2" | 38 |
| 4x1 | 100x25 | 108xG1 | 2-M12x75 | 2065 | 300 | 92 | 137 | 174 | 73 | 1 1/2" | 38 |
| 4x1 1/4 | 100x32 | 108xG1 1/4 | 2-M12x75 | 2065 | 300 | 94 | 137 | 174 | 80 | 1 3/4" | 44 |
| 4x1 1/2 | 100x40 | 108xG1 1/2 | 2-M12x75 | 2065 | 300 | 94 | 137 | 174 | 93 | 2 1/8" | 54 |
| 4x2 | 100x50 | 108xG2 | 2-M12x75 | 2065 | 300 | 98 | 137 | 174 | 107 | 2 3/4" | 70 |
| 4x2 1/2 | 100x65 | 108xG2 1/2 | 2-M12x75 | 2065 | 300 | 102 | 137 | 174 | 117 | 3 1/8" | 79 |
| 4x1/2 | 100x15 | 114.3xG1/2 | 2-M12x75 | 2065 | 300 | 87 | 144 | 180 | 73 | 1 1/2" | 38 |
| 4x3/4 | 100x20 | 114.3xG3/4 | 2-M12x75 | 2065 | 300 | 87 | 144 | 180 | 73 | 1 1/2" | 38 |
| 4x1 | 100x25 | 114.3xG1 | 2-M12x75 | 2065 | 300 | 95 | 144 | 180 | 73 | 1 1/2" | 38 |
| 4x1 1/4 | 100x32 | 114.3xG1 1/4 | 2-M12x75 | 2065 | 300 | 97 | 144 | 180 | 80 | 1 3/4" | 44 |
| 4x1 1/2 | 100x40 | 114.3xG1 1/2 | 2-M12x75 | 2065 | 300 | 97 | 144 | 180 | 93 | 2 1/8" | 54 |
| 4x2 | 100x50 | 114.3xG2 | 2-M12x75 | 2065 | 300 | 101 | 144 | 180/184 | 107 | 2 3/4" | 70 |
| 4x2 1/2 | 100x65 | 114.3xG2 1/2A | 2-M12x75 | 2065 | 300 | 105 | 144 | 180/184 | 117 | 3 1/8" | 79 |
| 4x2 1/2 | 100x65 | 114.3xG2 1/2 | 2-M12x75 | 2065 | 300 | 105 | 144 | 180/184 | 117 | 3 1/8" | 79 |
| 4x3 | 100x80 | 114.3xG3 | 2-M12x75 | 2065 | 300 | 102.5 | 139 | 184 | 119 | 3 1/2" | 89 |
| 5x1/2 | 125x15 | 133xG1/2 | 2-M12x95 | 2065 | 300 | 96.5 | 162 | 196 | 73 | 1 1/2" | 38 |
| 5x3/4 | 125x20 | 133xG3/4 | 2-M12x95 | 2065 | 300 | 96.5 | 162 | 196 | 73 | 1 1/2" | 38 |

All data contained here is subject to change without notice.
Note: Max. working presure refers to FM registration pressure.



**XGQT3**
**Mechanical Tee Threaded**

| Nominal Size | | Pipe O.D. | Bolt Size | Max.Working Pressure | | Dimensions | | | | Hole Cut Dia | |
|---|---|---|---|---|---|---|---|---|---|---|---|
| | | | | | | K | ϕ | L | H | | |
| Inch | mm | mm | mm | KPa | psi | mm | mm | mm | mm | Inch | mm |
| 5x1 | 125x25 | 133xG1 | 2-M12x95 | 2065 | 300 | 104.5 | 162 | 196 | 73 | 1 1/2" | 38 |
| 5x1 1/4 | 125x32 | 133xG1 1/4 | 2-M12x95 | 2065 | 300 | 106.5 | 162 | 196 | 80 | 1 3/4" | 44 |
| 5x1 1/2 | 125x40 | 133xG1 1/2 | 2-M12x95 | 2065 | 300 | 107.5 | 164 | 196 | 93 | 2 1/8" | 54 |
| 5x2 | 125x50 | 133xG2 | 2-M16x100 | 2065 | 300 | 111.5 | 165 | 213 | 107 | 2 3/4" | 70 |
| 5x2 1/2 | 125x65 | 133xG2 1/2 | 2-M16x100 | 2065 | 300 | 115.5 | 165 | 213 | 117 | 3 1/8" | 79 |
| 5x3 | 125x80 | 133xG3 | 2-M16x100 | 2065 | 300 | 115.5 | 165 | 213 | 129 | 3 1/2" | 89 |
| 5x1/2 | 125x15 | 139.7xG1/2 | 2-M12x95 | 2065 | 300 | 100 | 170 | 203 | 73 | 1 1/2" | 38 |
| 5x3/4 | 125x20 | 139.7xG3/4 | 2-M12x95 | 2065 | 300 | 100 | 170 | 203 | 73 | 1 1/2" | 38 |
| 5x1 | 125x25 | 139.7xG1 | 2-M12x95 | 2065 | 300 | 108 | 170 | 203 | 73 | 1 1/2" | 38 |
| 5x1 1/4 | 125x32 | 139.7xG1 1/4 | 2-M12x95 | 2065 | 300 | 110 | 170 | 203 | 80 | 1 3/4" | 44 |
| 5x1 1/2 | 125x40 | 139.7xG1 1/2 | 2-M12x95 | 2065 | 300 | 111 | 172 | 203 | 93 | 2 1/8" | 54 |
| 5x2 | 125x50 | 139.7xG2 | 2-M16x100 | 2065 | 300 | 115 | 172 | 220 | 107 | 2 3/4" | 70 |
| 5x2 1/2 | 125x65 | 139.7xG2 1/2 A | 2-M16x100 | 2065 | 300 | 119 | 172 | 220 | 117 | 3 1/8" | 79 |
| 5x2 1/2 | 125x65 | 139.7xG2 1/2 | 2-M16x100 | 2065 | 300 | 119 | 172 | 220 | 117 | 3 1/8" | 79 |
| 5x3 | 125x80 | 139.7xG3 | 2-M16x100 | 2065 | 300 | 119 | 172 | 220 | 129 | 3 1/2" | 89 |
| 6x1/2 | 150x15 | 159xG1/2 | 2-M12x95 | 2065 | 300 | 109.5 | 188 | 223 | 73 | 1 1/2" | 38 |
| 6x3/4 | 150x20 | 159xG3/4 | 2-M12x95 | 2065 | 300 | 109.5 | 188 | 223 | 73 | 1 1/2" | 38 |
| 6x1 | 150x25 | 159xG1 | 2-M12x95 | 2065 | 300 | 117.5 | 188 | 223 | 73 | 1 1/2" | 38 |
| 6x1 1/4 | 150x32 | 159xG1 1/4 | 2-M12x95 | 2065 | 300 | 119.5 | 188 | 223 | 80 | 1 3/4" | 44 |
| 6x1 1/2 | 150x40 | 159xG1 1/2 | 2-M12x95 | 2065 | 300 | 122 | 192 | 223 | 96 | 2 1/4" | 57 |
| 6x2 | 150x50 | 159xG2 | 2-M16x100 | 2065 | 300 | 125.5 | 193 | 242 | 107 | 2 3/4" | 70 |
| 6x2 1/2 | 150x65 | 159xG2 1/2 | 2-M16x100 | 2065 | 300 | 130 | 193 | 242 | 117 | 3 1/8" | 79 |
| 6x3 | 150x80 | 159xG3 | 2-M16x100 | 2065 | 300 | 130 | 193 | 242 | 129 | 3 1/2" | 89 |
| 6x1/2 | 150x15 | 165.1xG1/2 | 2-M12x95 | 2065 | 300 | 112.5 | 195 | 229 | 73 | 1 1/2" | 38 |
| 6x3/4 | 150x20 | 165.1xG3/4 | 2-M12x95 | 2065 | 300 | 112.5 | 195 | 229 | 73 | 1 1/2" | 38 |
| 6x1 | 150x25 | 165.1xG1 | 2-M12x95 | 2065 | 300 | 120.5 | 195 | 229 | 73 | 1 1/2" | 38 |
| 6x1 1/4 | 150x32 | 165.1xG1 1/4 | 2-M12x95 | 2065 | 300 | 122.5 | 195 | 229 | 80 | 1 3/4" | 44 |
| 6x1 1/2 | 150x40 | 165.1xG1 1/2 | 2-M12x95 | 2065 | 300 | 125 | 199 | 229 | 96 | 2 1/4" | 57 |
| 6x2 | 150x50 | 165.1xG2 | 2-M16x100 | 2065 | 300 | 128.5 | 199 | 245 | 107 | 2 3/4" | 70 |
| 6x2 1/2 | 150x65 | 165.1xG2 1/2A | 2-M16x100 | 2065 | 300 | 133 | 199 | 245 | 117 | 3 1/8" | 79 |
| 6x2 1/2 | 150x65 | 165.1xG2 1/2 | 2-M16x100 | 2065 | 300 | 133 | 199 | 245 | 117 | 3 1/8" | 79 |
| 6x3 | 150x80 | 165.1xG3 | 2-M16x100 | 2065 | 300 | 133 | 199 | 245 | 129 | 3 1/2" | 89 |
| 6x1/2 | 150x15 | 168.3xG1/2 | 2-M12x95 | 2065 | 300 | 114 | 198 | 232 | 73 | 1 1/2" | 38 |
| 6x3/4 | 150x20 | 168.3xG3/4 | 2-M12x95 | 2065 | 300 | 114 | 198 | 232 | 73 | 1 1/2" | 38 |
| 6x1 | 150x25 | 168.3xG1 | 2-M12x95 | 2065 | 300 | 122 | 198 | 232 | 73 | 1 1/2" | 38 |
| 6x1 1/4 | 150x32 | 168.3xG1 1/4 | 2-M12x95 | 2065 | 300 | 124 | 198 | 232 | 80 | 1 3/4" | 44 |
| 6x1 1/2 | 150x40 | 168.3xG1 1/2 | 2-M12x95 | 2065 | 300 | 126 | 201 | 232 | 96 | 2 1/4" | 57 |

All data contained here is subject to change without notice.
Note: Max. working presure refers to FM registration pressure.

**XGQT3**
**Mechanical Tee Threaded**

| Nominal Size | | Pipe O.D. | Bolt Size | Max.Working Pressure | | Dimensions K | Dimensions ϕ | Dimensions L | Dimensions H | Hole Cut Dia | |
|---|---|---|---|---|---|---|---|---|---|---|---|
| Inch | mm | mm | mm | KPa | psi | mm | mm | mm | mm | Inch | mm |
| 6x2 | 150x50 | 168.3xG2 | 2-M16x100 | 2065 | 300 | 130 | 201 | 248 | 107 | 2 3/4" | 70 |
| 6x2 1/2 | 150x65 | 168.3xG2 1/2A | 2-M16x100 | 2065 | 300 | 134 | 201 | 248 | 117 | 3 1/8" | 79 |
| 6x2 1/2 | 150x65 | 168.3xG2 1/2 | 2-M16x100 | 2065 | 300 | 134 | 201 | 248 | 117 | 3 1/8" | 79 |
| 6x3 | 150x80 | 168.3xG3 | 2-M16x100 | 2065 | 300 | 134 | 201 | 248 | 129 | 3 1/2" | 89 |
| 8x1 | 200x25 | 219.1xG1 | 2-M16x100 | 2065 | 300 | 147.5 | 249 | 300 | 73 | 1 1/2" | 38 |
| 8x1 1/4 | 200x32 | 219.1xG1 1/4 | 2-M16x100 | 2065 | 300 | 149.5 | 249 | 300 | 80 | 1 3/4" | 44 |
| 8x1 1/2 | 200x40 | 219.1xG1 1/2 | 2-M16x100 | 2065 | 300 | 151.5 | 253 | 300 | 96 | 2 1/4" | 57 |
| 8x2 | 200x50 | 219.1xG2 | 2-M16x100 | 2065 | 300 | 155.5 | 253 | 300 | 107 | 2 3/4" | 70 |
| 8x2 1/2 | 200x65 | 219.1xG2 1/2A | 2-M16x100 | 2065 | 300 | 160 | 253 | 300 | 117 | 3 1/8" | 79 |
| 8x2 1/2 | 200x65 | 219.1xG2 1/2 | 2-M16x100 | 2065 | 300 | 160 | 253 | 300 | 117 | 3 1/8" | 79 |
| 8x3 | 200x80 | 219.1xG3 | 2-M16x100 | 2065 | 300 | 160 | 253 | 300 | 129 | 3 1/2" | 89 |
| 10x2 | 250x50 | 273xG2 | 2-M20x110 | 1205 | 175 | 182.5 | 207 | 382 | 107 | 2 3/4" | 70 |
| 10x2 1/2 | 250x65 | 273xG2 1/2 | 2-M20x110 | 1205 | 175 | 186.5 | 207 | 382 | 117 | 3 1/8" | 79 |
| 10x3 | 250x80 | 273xG3 | 2-M20x110 | 1205 | 175 | 186.5 | 207 | 382 | 129 | 3 1/2" | 89 |

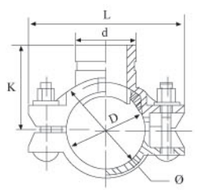


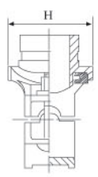


**XGQT3**
**Mechanical Tee Grooved**

| Nominal Size | | Pipe O.D. | Bolt Size | Max.Working Pressure | | Dimensions K | Dimensions ϕ | Dimensions L | Dimensions H | Hole Cut Dia | |
|---|---|---|---|---|---|---|---|---|---|---|---|
| Inch | mm | mm | mm | KPa | psi | mm | mm | mm | mm | Inch | mm |
| 2x1 | 50x25 | 60.3x33.7 | 2-M10x65 | 2065 | 300 | 73 | 86 | 126 | 73 | 1 1/2" | 38 |
| 2x1 1/4 | 50x32 | 60.3x42.4 | 2-M10x65 | 2065 | 300 | 73 | 86 | 126 | 73 | 1 3/4" | 44 |
| 2x1 1/2 | 50x40 | 60.3x48.3 | 2-M10x65 | 2065 | 300 | 73 | 86 | 126 | 73 | 1 3/4" | 44 |
| 2 1/2x1 1/4 | 65x32 | 73x42.4 | 2-M12x75 | 2065 | 300 | 77.5 | 101 | 132 | 80 | 1 3/4" | 44 |
| 2 1/2x1 1/2 | 65x40 | 73x48.3 | 2-M12x75 | 2065 | 300 | 77.5 | 101 | 132 | 83 | 1 7/8" | 48 |
| 2 1/2x1 1/4 | 65x32 | 76x42.4 | 2-M12x75 | 2065 | 300 | 79 | 104 | 138 | 80 | 1 3/4" | 44 |
| 2 1/2x1 1/2 | 65x40 | 76x48.3 | 2-M12x75 | 2065 | 300 | 79 | 104 | 138 | 83 | 1 7/8" | 48 |
| 3x1 1/4 | 80x32 | 88.9x42.4 | 2-M12x75 | 2065 | 300 | 86.5 | 118 | 150 | 80 | 1 3/4" | 44 |
| 3x1 1/2 | 80x40 | 88.9x48.3 | 2-M12x75 | 2065 | 300 | 86.5 | 118 | 150 | 93 | 2 1/8" | 54 |
| 3x2 | 80x50 | 88.9x60.3 | 2-M12x75 | 2065 | 300 | 85.5 | 113 | 150 | 94 | 2 1/2" | 64 |

All data contained here is subject to change without notice.
Note: Max. working presure refers to FM registration pressure.



**XGQT3**
**Mechanical Tee Grooved**

| Nominal Size | | Pipe O.D. | Bolt Size | Max.Working Pressure | | Dimensions K | Dimensions ϕ | Dimensions L | Dimensions H | Hole Cut Dia | |
|---|---|---|---|---|---|---|---|---|---|---|---|
| Inch | mm | mm | mm | KPa | psi | mm | mm | mm | mm | Inch | mm |
| 4x1 1/4 | 100x32 | 108x42.4 | 2-M12x75 | 2065 | 300 | 98 | 137 | 174 | 80 | 1 3/4" | 44 |
| 4x1 1/2 | 100x40 | 108x48.3 | 2-M12x75 | 2065 | 300 | 98 | 137 | 174 | 93 | 2 1/8" | 54 |
| 4x2 | 100x50 | 108x60.3 | 2-M12x75 | 2065 | 300 | 98 | 137 | 174 | 107 | 2 3/4" | 70 |
| 4x2 1/2 | 100x65 | 108x76.1 | 2-M12x75 | 2065 | 300 | 102 | 137 | 174 | 117 | 3 1/8" | 79 |
| 4x1 1/4 | 100x32 | 114.3x42.4 | 2-M12x75 | 2065 | 300 | 101 | 144 | 180 | 80 | 1 3/4" | 44 |
| 4x1 1/2 | 100x40 | 114.3x48.3 | 2-M12x75 | 2065 | 300 | 101 | 144 | 180 | 93 | 2 1/8" | 54 |
| 4x2 | 100x50 | 114.3x60.3 | 2-M12x75 | 2065 | 300 | 101 | 144 | 180/184 | 107 | 2 3/4" | 70 |
| 4x2 1/2 | 100x65 | 114.3x73 | 2-M12x75 | 2065 | 300 | 105 | 144 | 180/184 | 117 | 3 1/8" | 79 |
| 4x2 1/2 | 100x65 | 114.3x76.1 | 2-M12x75 | 2065 | 300 | 105 | 144 | 180/184 | 117 | 3 1/8" | 79 |
| 4x3 | 100x80 | 114.3x88.9 | 2-M12x75 | 2065 | 300 | 102.5 | 139 | 184 | 119 | 3 1/2" | 89 |
| 5x1 1/4 | 125x32 | 133x42.4 | 2-M12x95 | 2065 | 300 | 111.5 | 162 | 196 | 80 | 1 3/4" | 44 |
| 5x1 1/2 | 125x40 | 133x48.3 | 2-M12x95 | 2065 | 300 | 111.5 | 164 | 196 | 93 | 2 1/8" | 54 |
| 5x2 | 125x50 | 133x60.3 | 2-M16x100 | 2065 | 300 | 111.5 | 165 | 213 | 107 | 2 3/4" | 70 |
| 5x2 1/2 | 125x65 | 133x76.1 | 2-M16x100 | 2065 | 300 | 111.5 | 165 | 213 | 117 | 3 1/8" | 79 |
| 5x3 | 125x80 | 133x88.9 | 2-M16x100 | 2065 | 300 | 111.5 | 165 | 213 | 129 | 3 1/2" | 89 |
| 5x1 1/4 | 125x32 | 139.7(141.3)x42.4 | 2-M12x95 | 2065 | 300 | 115 | 170 | 203 | 80 | 1 3/4" | 44 |
| 5x1 1/2 | 125x40 | 139.7(141.3)x48.3 | 2-M12x95 | 2065 | 300 | 115 | 172 | 203 | 93 | 2 1/8" | 54 |
| 5x2 | 125x50 | 139.7(141.3)x60.3 | 2-M16x100 | 2065 | 300 | 115 | 172 | 220 | 107 | 2 3/4" | 70 |
| 5x2 1/2 | 125x65 | 139.7(141.3)x73 | 2-M16x100 | 2065 | 300 | 119 | 172 | 220 | 117 | 3 1/8" | 79 |
| 5x2 1/2 | 125x65 | 139.7(141.3)x76.1 | 2-M16x100 | 2065 | 300 | 119 | 172 | 220 | 117 | 3 1/8" | 79 |
| 5x3 | 125x80 | 139.7(141.3)x88.9 | 2-M16x100 | 2065 | 300 | 119 | 172 | 220 | 129 | 3 1/2" | 89 |
| 6x1 1/4 | 150x32 | 159x42.4 | 2-M12x95 | 2065 | 300 | 125.5 | 188 | 223 | 80 | 1 3/4" | 44 |
| 6x1 1/2 | 150x40 | 159x48.3 | 2-M12x95 | 2065 | 300 | 125.5 | 192 | 223 | 97 | 2 1/4" | 57 |
| 6x2 | 150x50 | 159x60.3 | 2-M16x100 | 2065 | 300 | 125.5 | 193 | 242 | 107 | 2 3/4" | 70 |
| 6x2 1/2 | 150x65 | 159x76.1 | 2-M16x100 | 2065 | 300 | 130 | 193 | 242 | 117 | 3 1/8" | 79 |
| 6x3 | 150x80 | 159x88.9 | 2-M16x100 | 2065 | 300 | 130 | 193 | 242 | 129 | 3 1/2" | 89 |
| 6x4 | 150x100 | 159x108 | 2-M16x100 | 2065 | 300 | 130 | 193 | 242 | 152 | 4 1/2" | 114 |
| 6x4 | 150x100 | 159x114.3 | 2-M16x100 | 2065 | 300 | 130 | 193 | 242 | 152 | 4 1/2" | 114 |
| 6x1 1/4 | 150x32 | 165.1x42.4 | 2-M12x95 | 2065 | 300 | 126.5 | 195 | 229 | 80 | 1 3/4" | 44 |
| 6x1 1/2 | 150x40 | 165.1x48.3 | 2-M12x95 | 2065 | 300 | 128.5 | 199 | 229 | 96 | 2 1/4" | 57 |
| 6x2 | 150x50 | 165.1x60.3 | 2-M16x100 | 2065 | 300 | 128.5 | 199 | 245 | 107 | 2 3/4" | 70 |
| 6x2 1/2 | 150x65 | 165.1x73 | 2-M16x100 | 2065 | 300 | 133 | 199 | 245 | 117 | 3 1/8" | 79 |
| 6x2 1/2 | 150x65 | 165.1x76.1 | 2-M16x100 | 2065 | 300 | 133 | 199 | 245 | 117 | 3 1/8" | 79 |
| 6x3 | 150x80 | 165.1x88.9 | 2-M16x100 | 2065 | 300 | 133 | 199 | 245 | 129 | 3 1/2" | 89 |
| 6x4 | 150x100 | 165.1x108 | 2-M16x100 | 2065 | 300 | 133 | 199 | 245 | 152 | 4 1/2" | 114 |
| 6x4 | 150x100 | 165.1x114.3 | 2-M16x100 | 2065 | 300 | 133 | 199 | 245 | 152 | 4 1/2" | 114 |
| 6x1 1/4 | 150x32 | 168.3x42.4 | 2-M12x95 | 2065 | 300 | 128 | 198 | 232 | 80 | 1 3/4" | 44 |
| 6x1 1/2 | 150x40 | 168.3x48.3 | 2-M12x95 | 2065 | 300 | 130 | 201 | 232 | 96 | 2 1/4" | 57 |

All data contained here is subject to change without notice.
Note: Max. working presure refers to FM registration pressure.

# MECHANICAL TEES

*SHANGHAI RECOMB PIPING SYSTEM CO.,LTD.*

### XGQT3
### Mechanical Tee Grooved

| Nominal Size | | Pipe O.D. | Bolt Size | Max.Working Pressure | | Dimensions | | | | Hole Cut Dia | |
|---|---|---|---|---|---|---|---|---|---|---|---|
| | | | | | | K | ϕ | L | H | | |
| Inch | mm | mm | mm | KPa | psi | mm | mm | mm | mm | Inch | mm |
| 6x2 | 150x50 | 168.3x60.3 | 2-M16x100 | 2065 | 300 | 130 | 201 | 248 | 107 | 2 3/4" | 70 |
| 6x2 1/2 | 150x65 | 168.3x73 | 2-M16x100 | 2065 | 300 | 134 | 201 | 248 | 117 | 3 1/8" | 79 |
| 6x2 1/2 | 150x65 | 168.3x76.1 | 2-M16x100 | 2065 | 300 | 134 | 201 | 248 | 117 | 3 1/8" | 79 |
| 6x3 | 150x80 | 168.3x88.9 | 2-M16x100 | 2065 | 300 | 134 | 201 | 248 | 129 | 3 1/2" | 89 |
| 6x4 | 150x100 | 168.3x108 | 2-M16x100 | 2065 | 300 | 134 | 201 | 248 | 152 | 4 1/2" | 114 |
| 6x4 | 150x100 | 168..3x114.3 | 2-M16x100 | 2065 | 300 | 134 | 201 | 248 | 152 | 4 1/2" | 114 |
| 8x2 | 200x50 | 219.1x60.3 | 2-M16x110 | 2065 | 300 | 155.5 | 253 | 300 | 107 | 2 3/4" | 70 |
| 8x2 1/2 | 200x65 | 219.1x73 | 2-M16x110 | 2065 | 300 | 160 | 253 | 300 | 117 | 3 1/8" | 79 |
| 8x2 1/2 | 200x65 | 219.1x76.1 | 2-M16x110 | 2065 | 300 | 160 | 253 | 300 | 117 | 3 1/8" | 79 |
| 8x3 | 200x80 | 219.1x88.9 | 2-M16x110 | 2065 | 300 | 160 | 253 | 300 | 129 | 3 1/2" | 89 |
| 8x4 | 200x100 | 219.1x108 | 2-M16x110 | 2065 | 300 | 160 | 253 | 300 | 152 | 4 1/2" | 114 |
| 8x4 | 200x100 | 219.1x114.3 | 2-M16x110 | 2065 | 300 | 160 | 253 | 300 | 152 | 4 1/2" | 114 |
| 10x2 | 250x50 | 273x60.3 | 2-M20x110 | 1205 | 175 | 182.5 | 307 | 382 | 107 | 2 3/4" | 70 |
| 10x2 1/2 | 250x65 | 273x73 | 2-M20x110 | 1205 | 175 | 186.5 | 307 | 382 | 117 | 3 1/8" | 79 |
| 10x2 1/2 | 250x65 | 273x76.1 | 2-M20x110 | 1205 | 175 | 186.5 | 307 | 382 | 117 | 3 1/8" | 79 |
| 10x3 | 250x80 | 273x88.9 | 2-M20x110 | 1205 | 175 | 186.5 | 307 | 382 | 129 | 3 1/2" | 89 |
| 10x4 | 250x100 | 273x108 | 2-M20x110 | 1205 | 175 | 186.5 | 307 | 382 | 152 | 4 1/2" | 114 |
| 10x4 | 250x100 | 273x114.3 | 2-M20x110 | 1205 | 175 | 186.5 | 307 | 382 | 152 | 4 1/2" | 114 |

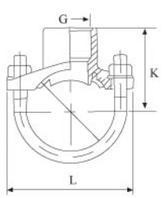


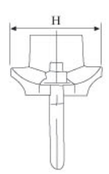


### XGQT3U
### Strap Tee

| Nominal Size | | Pipe O.D. | Bolt Size | Max.Working Pressure | | Dimensions | | | | Hole Cut Dia | |
|---|---|---|---|---|---|---|---|---|---|---|---|
| | | | | | | K | ϕ | L | H | | |
| Inch | mm | mm | mm | KPa | psi | mm | mm | mm | mm | Inch | mm |
| 1 1/4x1/2 | 32x15 | 42.4xG1/2 | 2-M10X70 | 2065 | 300 | 42 | / | 90 | 58 | 1 3/16" | 30.2 |
| 1 1/4x3/4 | 32x20 | 42.4xG3/4 | 2-M10X70 | 2065 | 300 | 47 | / | 90 | 58 | 1 3/16" | 30.2 |
| 1 1/4x1 | 32x25 | 42.4xG1 | 2-M10X70 | 2065 | 300 | 54 | / | 90 | 58 | 1 3/16" | 30.2 |
| 1 1/2x1/2 | 40X15 | 48.3xG1/2 | 2-M10X70 | 2065 | 300 | 45 | / | 90 | 58 | 1 3/16" | 30.2 |
| 1 1/2x3/4 | 40x20 | 48.3xG3/4 | 2-M10X70 | 2065 | 300 | 50 | / | 90 | 58 | 1 3/16" | 30.2 |
| 1 1/2x1 | 40x25 | 48.3xG1 | 2-M10X70 | 2065 | 300 | 57 | / | 90 | 58 | 1 3/16" | 30.2 |

All data contained here is subject to change without notice.
Note: Max. working presure refers to FM registration pressure.



### XGQT3U
### Strap Tee

| Nominal Size | | Pipe O.D. | Bolt Size | Max.Working Pressure | | Dimensions | | | | Hole Cut Dia | |
|---|---|---|---|---|---|---|---|---|---|---|---|
| | | | | | | K | ϕ | L | H | | |
| Inch | mm | mm | mm | KPa | psi | mm | mm | mm | mm | Inch | mm |
| 2x1/2 | 50x15 | 60.3xG1/2 | 2-M10X82 | 2065 | 300 | 51 | / | 97 | 58 | 1 3/16" | 30.2 |
| 2x3/4 | 50x20 | 60.3xG3/4 | 2-M10X82 | 2065 | 300 | 56 | / | 97 | 58 | 1 3/16" | 30.2 |
| 2x1 | 50x25 | 60.3xG1 | 2-M10X82 | 2065 | 300 | 63 | / | 97 | 58 | 1 3/16" | 30.2 |
| 2 1/2Ax1/2 | 65x15 | 73xG1/2 | 2-M10X95 | 2065 | 300 | 57.5 | / | 114 | 58 | 1 3/16" | 30.2 |
| 2 1/2Ax3/4 | 65x20 | 73xG3/4 | 2-M10X95 | 2065 | 300 | 62.5 | / | 114 | 58 | 1 3/16" | 30.2 |
| 2 1/2Ax1 | 65x25 | 73xG1 | 2-M10X95 | 2065 | 300 | 69.5 | / | 114 | 58 | 1 3/16" | 30.2 |
| 2 1/2x1/2 | 65x15 | 76.1xG1/2 | 2-M10X95 | 2065 | 300 | 59 | / | 114 | 58 | 1 3/16" | 30.2 |
| 2 1/2x3/4 | 65x20 | 76.1xG3/4 | 2-M10X95 | 2065 | 300 | 64 | / | 114 | 58 | 1 3/16" | 30.2 |
| 2 1/2x1 | 65x25 | 76.1xG1 | 2-M10X95 | 2065 | 300 | 71 | / | 114 | 58 | 1 3/16" | 30.2 |

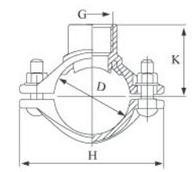


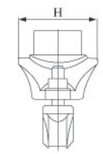


### XGQT3D
### Branch Outlet

| Nominal Size | | Pipe O.D. | Bolt Size | Max.Working Pressure | | Dimensions | | | | Hole Cut Dia | |
|---|---|---|---|---|---|---|---|---|---|---|---|
| | | | | | | K | ϕ | L | H | | |
| Inch | mm | mm | mm | KPa | psi | mm | mm | mm | mm | Inch | mm |
| 1x1/2 | 25x15 | 33.7xG1/2 | 2-M10X35 | 2065 | 300 | 40.5 | 51 | 91 | 52 | 1 3/16" | 20.6 |
| 1 1/4x1/2 | 32x15 | 42.4xG1/2 | 2-M10X35 | 2065 | 300 | 43.5 | 55 | 100 | 66 | 1 3/16" | 30.2 |
| 1 1/4x3/4 | 32x20 | 42.4xG3/4 | 2-M10X35 | 2065 | 300 | 43.5 | 55 | 100 | 66 | 1 3/16" | 30.2 |
| 1 1/4x1 | 32x25 | 42.4xG1 | 2-M10X35 | 2065 | 300 | 51 | 55 | 100 | 66 | 1 3/16" | 30.2 |
| 1 1/2x1/2 | 40x15 | 48.3xG1/2 | 2-M10X35 | 2065 | 300 | 46 | 64 | 105 | 66 | 1 3/16" | 30.2 |
| 1 1/2x3/4 | 40x20 | 48.3xG3/4 | 2-M10X35 | 2065 | 300 | 48 | 64 | 105 | 66 | 1 3/16" | 30.2 |
| 1 1/2x1 | 40x25 | 48.3xG1 | 2-M10X35 | 2065 | 300 | 53.5 | 64 | 105 | 66 | 1 3/16" | 30.2 |
| 2x1/2 | 50x15 | 60.3xG1/2 | 2-M10X35 | 2065 | 300 | 52 | 76 | 120 | 66 | 1 3/16" | 30.2 |
| 2x3/4 | 50x20 | 60.3xG3/4 | 2-M10X35 | 2065 | 300 | 54 | 76 | 120 | 66 | 1 3/16" | 30.2 |
| 2x1 | 50x25 | 60.3xG1 | 2-M10X35 | 2065 | 300 | 59.5 | 76 | 120 | 66 | 1 3/16" | 30.2 |
| 2 1/2Ax1/2 | 65x15 | 73xG1/2 | 2-M10X35 | 2065 | 300 | 58.5 | 89 | 133 | 66 | 1 3/16" | 30.2 |
| 2 1/2Ax3/4 | 65x20 | 73xG3/4 | 2-M10X35 | 2065 | 300 | 60.5 | 89 | 133 | 66 | 1 3/16" | 30.2 |
| 2 1/2Ax1 | 65x25 | 73xG1 | 2-M10X35 | 2065 | 300 | 66 | 89 | 133 | 66 | 1 3/16" | 30.2 |
| 2 1/2x1/2 | 65x15 | 76.1xG1/2 | 2-M10X35 | 2065 | 300 | 60 | 92 | 136 | 66 | 1 3/16" | 30.2 |
| 2 1/2x3/4 | 65x20 | 76.1xG3/4 | 2-M10X35 | 2065 | 300 | 62 | 92 | 136 | 66 | 1 3/16" | 30.2 |
| 2 1/2x1 | 65x25 | 76.1xG1 | 2-M10X35 | 2065 | 300 | 67.5 | 92 | 136 | 66 | 1 3/16" | 30.2 |

All data contained here is subject to change without notice.
Note: Max. working presure refers to FM registration pressure.

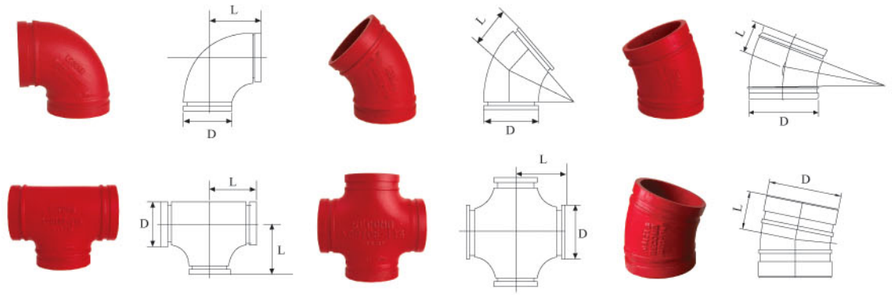


## Standard Elbow、Tee 、Cross

| Nominal Size | | Pipe O.D. | Max.Working Pressure | | XGQT01 90°Elbow L | XGQT02 45°Elbow L | XGQT02 22.5°Elbow L | XGQT20 11.25°Elbow L | XGQT03 Tee L | XGQT05 Cross L |
|---|---|---|---|---|---|---|---|---|---|---|
| Inch | mm | mm | KPa | psi | mm | mm | mm | mm | mm | mm |
| 1 | 25 | 33.7 | 2065 | 300 | 57 | 44 | 44 | | 57 | 57 |
| 1 1/4 | 32 | 42.4 | 2065 | 300 | 70 | 45 | 45 | | 70 | 70 |
| 1 1/2 | 40 | 48.3 | 2065 | 300 | 70 | 45 | 45 | | 70 | 70 |
| 2 | 50 | 57 | 2065 | 300 | 84 | 55 | 47.5 | | 84 | 84 |
| 2 | 50 | 60.3 | 2065 | 300 | 84 | 55 | 47.5 | 35 | 84 | 84 |
| 2 1/2 | 65 | 73 | 2065 | 300 | 90 | 60 | 51 | 38 | 90 | 90 |
| 2 1/2 | 65 | 76.1 | 2065 | 300 | 90 | 60 | 51 | 38 | 90 | 90 |
| 3 | 80 | 88.9 | 2065 | 300 | 94 | 65 | 57 | 38 | 94 | 94 |
| 4 | 100 | 108 | 2065 | 300 | 104 | 80 | 67 | 44 | 104 | 104 |
| 4 | 100 | 114.3 | 2065 | 300 | 104 | 80 | 67 | 44 | 104 | 104 |
| 5 | 125 | 133 | 2065 | 300 | 122 | 90 | 73 | 51 | 122 | 122 |
| 5 | 125 | 139.7 | 2065 | 300 | 122 | 90 | 73 | 51 | 122 | 122 |
| 5 | 125 | 141.3 | 2065 | 300 | 122 | 90 | 73 | 51 | 122 | 122 |
| 6 | 150 | 159 | 2065 | 300 | 142 | 95 | 79 | 51 | 142 | 142 |
| 6 | 150 | 165.1 | 2065 | 300 | 142 | 95 | 79 | 51 | 142 | 142 |
| 6 | 150 | 168.3 | 2065 | 300 | 142 | 95 | 79 | 51 | 142 | 142 |
| 8 | 200 | 219.1 | 2065 | 300 | 179 | 124 | 98.5 | 51 | 179 | 179 |
| 10 | 250 | 273 | 1205 | 175 | 215 | 144 | 111 | 54 | 215 | 215 |
| 12 | 300 | 325 | 1205 | 175 | 245 | 147 | 124 | | 245 | 245 |
| 12 | 300 | 323.9 | 1205 | 175 | 245 | 147 | 124 | 57 | 245 | 245 |
| 14 | 350 | 377 | 1205 | 175 | 356 | 147 | | | 305 | 305 |
| 14 | 350 | 355.6 | | | | | | | | |
| 16 | 400 | 426 | 1205 | 175 | 406 | 168 | | | 328 | 328 |
| 16 | 400 | 406.4 | | | | | | | | |
| 18 | 450 | 480 | 1205 | 175 | 457 | 190 | | | 359 | 359 |
| 18 | 450 | 457.2 | | | | | | | | |
| 20 | 500 | 530 | 1205 | 175 | 508 | 210 | | | 387 | 387 |
| 20 | 500 | 508 | | | | | | | | |
| 24 | 600 | 630 | 1205 | 175 | 610 | 253 | | | 441 | 441 |

All data contained here is subject to change without notice.
Note: Max. working presure refers to FM registration pressure.



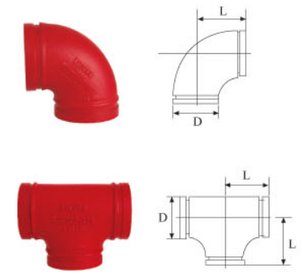


## Short Radius Elbow、Tee

| Nominal Size | | Pipe O.D. | Max.Working Pressure | | XGQT01D 90°Elbow L | XGQT03D Tee L |
|---|---|---|---|---|---|---|
| Inch | mm | mm | KPa | psi | mm | mm |
| 1 | 25 | 33.7 | 2065 | 300 | 57 | 57 |
| 1 1/4 | 32 | 42.4 | 2065 | 300 | 57 | 57 |
| 1 1/2 | 40 | 48.3 | 2065 | 300 | 70 | 70 |
| 2 | 50 | 60.3 | 2065 | 300 | 70 | 70 |
| 2 1/2 | 65 | 73 | 2065 | 300 | 76 | 76 |
| 2 1/2 | 65 | 76.1 | 2065 | 300 | 76 | 76 |
| 3 | 80 | 88.9 | 2065 | 300 | 86 | 86 |
| 4 | 100 | 108 | 2065 | 300 | 102 | 102 |
| 4 | 100 | 114.3 | 2065 | 300 | 102 | 102 |
| 5 | 125 | 133 | 2065 | 300 | 124 | 124 |
| 5 | 125 | 139.7 | 2065 | 300 | 124 | 124 |
| 5 | 125 | 141.3 | 2065 | 300 | 124 | 124 |
| 6 | 150 | 159 | 2065 | 300 | 140 | 140 |
| 6 | 150 | 165.1 | 2065 | 300 | 140 | 140 |
| 6 | 150 | 168.3 | 2065 | 300 | 140 | 140 |
| 8 | 200 | 219.1 | 2065 | 300 | 173 | 173 |

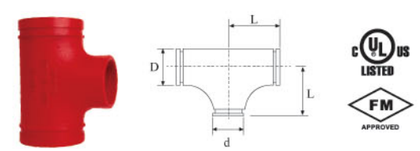


## XGQT04
## Reducing Tee

| Nominal Size | | Pipe O.D. | Max.Working Pressure | | L |
|---|---|---|---|---|---|
| Inch | mm | mm | KPa | psi | mm |
| 2x1 | 50x25 | 60.3xG1 | 2065 | 300 | 84 |
| 2x1 1/4 | 50x32 | 60.3xG1 1/4 | 2065 | 300 | 84 |
| 2x1 1/2 | 50x40 | 60.3xG1 1/2 | 2065 | 300 | 84 |
| 2 1/2x2 | 65x50 | 73x60.3 | 2065 | 300 | 90 |
| 2 1/2x2 | 65x50 | 76.1xG2 | 2065 | 300 | 90 |
| 2 1/2x2 | 65x50 | 76.1x60.3 | 2065 | 300 | 90 |
| 3x2 | 80x50 | 88.9xG2 | 2065 | 300 | 94 |
| 3x2 | 80x50 | 88.9x60.3 | 2065 | 300 | 94 |
| 3x2 1/2 | 80x65 | 88.9x73 | 2065 | 300 | 94 |

| Nominal Size | | Pipe O.D. | Max.Working Pressure | | L |
|---|---|---|---|---|---|
| Inch | mm | mm | KPa | psi | mm |
| 3x2 1/2 | 80x65 | 88.9xG2 1/2 | 2065 | 300 | 94 |
| 3x2 1/2 | 80x65 | 88.9x76.1 | 2065 | 300 | 94 |
| 4x2 | 100x50 | 108x60 | 2065 | 300 | 104 |
| 4x2 1/2 | 100x65 | 108x76.1 | 2065 | 300 | 104 |
| 4x2 1/2 | 100x65 | 108xG2 1/2 | 2065 | 300 | 104 |
| 4x3 | 100x80 | 108xG3 | 2065 | 300 | 104 |
| 4x3 | 100x80 | 108x88.9 | 2065 | 300 | 104 |
| 4x2 | 100x50 | 114.3x60.3 | 2065 | 300 | 104 |
| 4x2 1/2 | 100x65 | 114.3x73 | 2065 | 300 | 104 |
| 4x2 1/2 | 100x65 | 114.3xG2 1/2 | 2065 | 300 | 104 |
| 4x2 1/2 | 100x65 | 114.3x76.1 | 2065 | 300 | 104 |
| 4x3 | 100x80 | 114.3xG3 | 2065 | 300 | 104 |
| 4x3 | 100x80 | 114.3x88.9 | 2065 | 300 | 104 |
| 5x2 1/2 | 125x65 | 133x76.1 | 2065 | 300 | 122 |
| 5x3 | 125x80 | 133x88.9 | 2065 | 300 | 122 |
| 5x4 | 125x100 | 133x108 | 2065 | 300 | 122 |
| 5x4 | 125x100 | 133x114.3 | 2065 | 300 | 122 |

All data contained here is subject to change without notice.
Note: Max. working presure refers to FM registration pressure.

### XGQT04
### Reducing Tee

| Nominal Size | | Pipe O.D. | Max.Working Pressure | | L |
|---|---|---|---|---|---|
| Inch | mm | mm | KPa | psi | mm |
| 5x2 1/2 | 125x65 | 139.7x76.1 | 2065 | 300 | 122 |
| 5x3 | 125x80 | 139.7x88.9 | 2065 | 300 | 122 |
| 5x4 | 125x100 | 139.7x108 | 2065 | 300 | 122 |
| 5x4 | 125x100 | 139.7x114.3 | 2065 | 300 | 122 |
| 5x2 1/2 | 125x65 | 141.3x73 | 2065 | 300 | 122 |
| 5x3 | 125x80 | 141.3x88.9 | 2065 | 300 | 122 |
| 5x4 | 125x100 | 141.3x114.3 | 2065 | 300 | 122 |
| 6x2 | 150x50 | 159x60.3 | 2065 | 300 | 142 |
| 6x2 1/2 | 150x65 | 159xG2 1/2 | 2065 | 300 | 142 |
| 6x2 1/2 | 150x65 | 159x76.1 | 2065 | 300 | 142 |
| 6x3 | 150x80 | 159xG3 | 2065 | 300 | 142 |
| 6x3 | 150x80 | 159x89 | 2065 | 300 | 142 |
| 6x4 | 150x100 | 159x108 | 2065 | 300 | 142 |
| 6x4 | 150x100 | 159x114.3 | 2065 | 300 | 142 |
| 6x5 | 150x125 | 159x133 | 2065 | 300 | 142 |
| 6x5 | 150x125 | 159x139.7 | 2065 | 300 | 142 |
| 6x2 | 150x50 | 165.1x60.3 | 2065 | 300 | 142 |
| 6x2 1/2 | 150x65 | 165.1xG2 1/2 | 2065 | 300 | 142 |
| 6x2 1/2 | 150x65 | 165.1x76.1 | 2065 | 300 | 142 |
| 6x3 | 150x80 | 165.1xG3 | 2065 | 300 | 142 |
| 6x3 | 150x80 | 165.1x88.9 | 2065 | 300 | 142 |
| 6x4 | 150x100 | 165.1x108 | 2065 | 300 | 142 |
| 6x4 | 150x100 | 165.1x114.3 | 2065 | 300 | 142 |
| 6x5 | 150x125 | 165.1x133 | 2065 | 300 | 142 |
| 6x5 | 150x125 | 165.1x139.7 | 2065 | 300 | 142 |
| 6x2 | 150x50 | 168.3x60.3 | 2065 | 300 | 142 |
| 6x2 1/2 | 150x65 | 168.3x73 | 2065 | 300 | 142 |
| 6x2 1/2 | 150x65 | 168.3x76 | 2065 | 300 | 142 |
| 6x3 | 150x80 | 168.3x88.9 | 2065 | 300 | 142 |
| 6x4 | 150x100 | 168.3x108 | 2065 | 300 | 142 |
| 6x4 | 150x100 | 168.3x114.3 | 2065 | 300 | 142 |
| 6x5 | 150x125 | 168.3x133 | 2065 | 300 | 142 |
| 6x5 | 150x125 | 168.3x139.7 | 2065 | 300 | 142 |
| 6x5 | 150x125 | 168.3x141.3 | 2065 | 300 | 142 |
| 8x3 | 200x80 | 219.1x88.9 | 2065 | 300 | 179 |
| 8x4 | 200x100 | 219.1x108 | 2065 | 300 | 179 |
| 8x4 | 200x100 | 219.1x114.3 | 2065 | 300 | 179 |

### XGQT04
### Reducing Tee

| Nominal Size | | Pipe O.D. | Max.Working Pressure | | L |
|---|---|---|---|---|---|
| Inch | mm | mm | KPa | psi | mm |
| 8x5 | 200x125 | 219.1x133 | 2065 | 300 | 179 |
| 8x5 | 200x125 | 219.1x139.7 | 2065 | 300 | 179 |
| 8x5 | 200x125 | 219.1x141.3 | 2065 | 300 | 179 |
| 8x6 | 200x150 | 219.1x159 | 2065 | 300 | 179 |
| 8x6 | 200x150 | 219.1x165.1 | 2065 | 300 | 179 |
| 8x6 | 200x150 | 219.1x168.3 | 2065 | 300 | 179 |
| 10x4 | 250x100 | 273x108 | 1205 | 175 | 215 |
| 10x4 | 250x100 | 273x114.3 | 1205 | 175 | 215 |
| 10x5 | 250x125 | 273x133 | 1205 | 175 | 215 |
| 10x5 | 250x125 | 273x139.7 | 1205 | 175 | 215 |
| 10x6 | 250x150 | 273x159 | 1205 | 175 | 215 |
| 10x6 | 250x150 | 273x165.1 | 1205 | 175 | 215 |
| 10x6 | 250x150 | 273x168.3 | 1205 | 175 | 215 |
| 10x8 | 250x200 | 273x219.1 | 1205 | 175 | 215 |
| 12x4 | 300x100 | 323.9x108 | 1205 | 175 | 245 |
| 12x4 | 300x100 | 323.9x114.3 | 1205 | 175 | 245 |
| 12x5 | 300x125 | 323.9x133 | 1205 | 175 | 245 |
| 12x5 | 300x125 | 323.9x139.7 | 1205 | 175 | 245 |
| 12x6 | 300x150 | 323.9x159 | 1205 | 175 | 245 |
| 12x6 | 300x150 | 323.9x165.1 | 1205 | 175 | 245 |
| 12x6 | 300x150 | 323.9x168.3 | 1205 | 175 | 245 |
| 12x8 | 300x200 | 323.9x219.1 | 1205 | 175 | 245 |
| 12x10 | 300x250 | 323.9x273 | 1205 | 175 | 245 |
| 14x6 | 350x150 | 377x159 | 1205 | 175 | 305 |
| 14x6 | 350x150 | 377x165.1 | 1205 | 175 | 305 |
| 14x8 | 350x200 | 377x219.1 | 1205 | 175 | 305 |
| 14x10 | 350x250 | 377x273 | 1205 | 175 | 305 |
| 14x12 | 350x300 | 377x323.9 | 1205 | 175 | 305 |
| 16x8 | 400x200 | 426x219.1 | 1205 | 175 | 328 |
| 16x10 | 400x250 | 426x273 | 1205 | 175 | 328 |
| 16x12 | 400x300 | 426x323.9 | 1205 | 175 | 328 |
| 16x14 | 400x350 | 426x377 | 1205 | 175 | 328 |
| 18x8 | 450x200 | 480x219.1 | 1205 | 175 | 359 |
| 18x10 | 450x250 | 480x273 | 1205 | 175 | 359 |
| 18x12 | 450x300 | 480x323.9 | 1205 | 175 | 359 |
| 18x14 | 450x350 | 480x377 | 1205 | 175 | 359 |
| 20x8 | 500x200 | 530x219.1 | 1205 | 175 | 387 |



All data contained here is subject to change without notice.
Note: Max. working presure refers to FM registration pressure.

### XGQT04
### Reducing Tee

| Nominal Size | | Pipe O.D. | Max.Working Pressure | | L |
|---|---|---|---|---|---|
| Inch | mm | mm | KPa | psi | mm |
| 20x10 | 500x250 | 530x273 | 1205 | 175 | 387 |
| 20x12 | 500x300 | 530x323.9 | 1205 | 175 | 387 |
| 20x16 | 500x400 | 530x426 | 1205 | 175 | 387 |
| 24x16 | 600x400 | 630x426 | 1205 | 175 | 441 |
| 24x18 | 600x450 | 630x480 | 1205 | 175 | 441 |

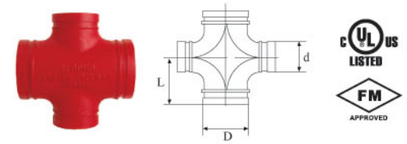


### XGQT05
### Reducing Cross

| Nominal Size | | Pipe O.D. | Max.Working Pressure | | L |
|---|---|---|---|---|---|
| Inch | mm | mm | KPa | psi | mm |
| 2 1/2 x 2 | 65 x 50 | 76.1×60.3 | 2065 | 300 | 90 |
| 2 1/2 x 2 | 65 x 50 | 76.1×G2 | 2065 | 300 | 90 |
| 3 x 2 | 80 x 50 | 88.9×60.3 | 2065 | 300 | 94 |
| 3 x 2 | 80 x 50 | 88.9×G2 | 2065 | 300 | 94 |
| 3 x 2 1/2 | 80 x 65 | 88.9×76.1 | 2065 | 300 | 94 |
| 3 x 2 1/2 | 80 x 65 | 88.9×G2 1/2 | 2065 | 300 | 94 |
| 4 x 2 | 100 x 50 | 108×60.3 | 2065 | 300 | 104 |
| 4 x 2 | 100 x 50 | 108×G2 | 2065 | 300 | 104 |
| 4 x 2 1/2 | 100 x 65 | 108×76.1 | 2065 | 300 | 104 |
| 4 x 2 1/2 | 100 x 65 | 108×G2 1/2 | 2065 | 300 | 104 |
| 4 x 3 | 100 x 80 | 108×88.9 | 2065 | 300 | 104 |
| 4 x 3 | 100 x 80 | 108×G3 | 2065 | 300 | 104 |
| 4 x 2 | 100 x 50 | 114.3×60.3 | 2065 | 300 | 104 |
| 4 x 2 | 100 x 50 | 114.3×G2 | 2065 | 300 | 104 |
| 4 x 2 1/2 | 100 x 65 | 114.3×76.1 | 2065 | 300 | 104 |
| 4 x 2 1/2 | 100 x 65 | 114.3×G2 1/2 | 2065 | 300 | 104 |
| 4 x 3 | 100 x 80 | 114.3×88.9 | 2065 | 300 | 104 |
| 4 x 3 | 100 x 80 | 114.3×G3 | 2065 | 300 | 104 |
| 5 x 3 | 125 x 80 | 139.7×88.9 | 2065 | 300 | 122 |
| 5 x 4 | 125 x 100 | 139.7×114.3 | 2065 | 300 | 122 |
| 6 x 4 | 150 x 100 | 159×108 | 2065 | 300 | 142 |

| Nominal Size | | Pipe O.D. | Max.Working Pressure | | L |
|---|---|---|---|---|---|
| Inch | mm | mm | KPa | psi | mm |
| 6 x 4 | 150 x 100 | 159×114.3 | 2065 | 300 | 142 |
| 6 x 5 | 150 x 125 | 159×133 | 2065 | 300 | 142 |
| 6 x 5 | 150 x 125 | 159×139.7 | 2065 | 300 | 142 |
| 6 x 2 1/2 | 150 x 65 | 165.1×76.1 | 2065 | 300 | 142 |
| 6 x 3 | 150 x 80 | 165.1×88.9 | 2065 | 300 | 142 |
| 6 x 4 | 150 x 100 | 165.1×114.3 | 2065 | 300 | 142 |
| 6 x 5 | 150 x 125 | 165.1×139.7 | 2065 | 300 | 142 |
| 6 x 2 | 150 x 50 | 168.3 x 60.3 | 2065 | 300 | 142 |
| 6 x 2 1/2 | 150 x 65 | 168.3×76.1 | 2065 | 300 | 142 |
| 6 x 3 | 150 x 80 | 168.3×88.9 | 2065 | 300 | 142 |
| 6 x 4 | 150 x 100 | 168.3×114.3 | 2065 | 300 | 142 |
| 6 x 5 | 150 x 125 | 168.3×139.7 | 2065 | 300 | 142 |
| 8 x 4 | 150 x 100 | 219.1×114.3 | 2065 | 300 | 179 |
| 8 x 5 | 200 x 125 | 219.1×133 | 2065 | 300 | 179 |
| 8 x 5 | 200 x 125 | 219.1×139.7 | 2065 | 300 | 179 |
| 8 x 6 | 200 x 150 | 219.1×159 | 2065 | 300 | 179 |
| 8 x 6 | 200 x 150 | 219.1×165.1 | 2065 | 300 | 179 |
| 10 x 6 | 250 x 150 | 273×159 | 1205 | 175 | 215 |
| 10 x 6 | 250 x 150 | 273×165.1 | 1205 | 175 | 215 |
| 10 x 8 | 250 x 200 | 273×219.1 | 1205 | 175 | 215 |

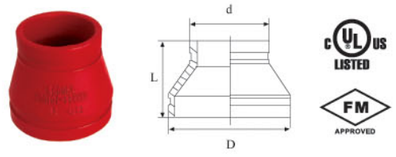


### XGQT07
### Reducer Grooved

| Nominal Size | | Pipe O.D. | Max.Working Pressure | | L |
|---|---|---|---|---|---|
| Inch | mm | mm | KPa | psi | mm |
| 1 1/4x1 | 32x25 | 42.4x33.7 | 2065 | 300 | 64 |
| 1 1/2x1 | 40x25 | 48.3x33.7 | 2065 | 300 | 64 |
| 1 1/2x1 1/4 | 40x32 | 48.3x42.4 | 2065 | 300 | 64 |
| 2x1 | 50x25 | 60.3x33.7 | 2065 | 300 | 90 |
| 2x1 1/4 | 50x32 | 60.3x42.4 | 2065 | 300 | 90 |
| 2x1 1/2 | 50x40 | 60.3x48.3 | 2065 | 300 | 90 |

All data contained here is subject to change without notice.
Note: Max. working presure refers to FM registration pressure.

### XGQT07
### Reducer Grooved

| Nominal Size | | Pipe O.D. | Max.Working Pressure | | L |
|---|---|---|---|---|---|
| Inch | mm | mm | MPa | psi | mm |
| 2 1/2x1 1/4 | 65x32 | 73x42.4 | 2065 | 300 | 90 |
| 2 1/2x1 1/2 | 65x40 | 73x48.3 | 2065 | 300 | 90 |
| 2 1/2x1 | 65x25 | 76.1x33.7 | 2065 | 300 | 90 |
| 2 1/2x1 1/4 | 65x32 | 76.1x42.4 | 2065 | 300 | 90 |
| 2 1/2x1 1/2 | 65x40 | 76.1x48.3 | 2065 | 300 | 90 |
| 2 1/2x2 | 65x50 | 76.1x60.3 | 2065 | 300 | 90 |
| 3x1 | 80x25 | 88.9x33.7 | 2065 | 300 | 90 |
| 3x1 1/4 | 80x32 | 88.9x42.4 | 2065 | 300 | 90 |
| 3x1 1/2 | 80x40 | 88.9x48.3 | 2065 | 300 | 90 |
| 3x2 | 80x50 | 88.9x76.1 | 2065 | 300 | 90 |
| 3x2 1/2 | 80x65 | 88.9x73 | 2065 | 300 | 90 |
| 4x2 | 100x50 | 108x60.3 | 2065 | 300 | 102 |
| 4x2 | 100x50 | 108x76.1 | 2065 | 300 | 102 |
| 4x3 | 100x80 | 108x88.9 | 2065 | 300 | 102 |
| 4x1 1/4 | 100x32 | 114.3x42.4 | 2065 | 300 | 102 |
| 4x1 1/2 | 100x40 | 114.3x48.3 | 2065 | 300 | 102 |
| 4x2 | 100x50 | 114.3x60.3 | 2065 | 300 | 102 |
| 4x2 1/2 | 100x65 | 114.3x73 | 2065 | 300 | 102 |
| 4x2 1/2 | 100x65 | 114.3x76.1 | 2065 | 300 | 102 |
| 4x3 | 100x80 | 114.3x88.9 | 2065 | 300 | 102 |
| 5x2 1/2 | 125x65 | 133x76.1 | 2065 | 300 | 102 |
| 5x3 | 125x80 | 133x88.9 | 2065 | 300 | 102 |
| 5x4 | 125x100 | 133x108 | 2065 | 300 | 102 |
| 5x4 | 125x100 | 133x114.3 | 2065 | 300 | 102 |
| 5x2 | 125x50 | 139.7x60.3 | 2065 | 300 | 102 |
| 5x2 1/2 | 125x65 | 139.7x76.1 | 2065 | 300 | 102 |
| 5x3 | 125x80 | 139.7x88.9 | 2065 | 300 | 102 |
| 5x4 | 125x100 | 139.7x108 | 2065 | 300 | 102 |
| 5x4 | 125x100 | 139.7x114.3 | 2065 | 300 | 102 |
| 5x2 | 125x50 | 141.3x60.3 | 2065 | 300 | 102 |
| 5x2 1/2 | 125x65 | 141.3x73 | 2065 | 300 | 102 |
| 5x3 | 125x80 | 141.3x88.9 | 2065 | 300 | 102 |
| 5x4 | 125x100 | 141.3x114.3 | 2065 | 300 | 102 |
| 6x2 1/2 | 150x65 | 159x76.1 | 2065 | 300 | 102 |
| 6x3 | 150x80 | 159x88.9 | 2065 | 300 | 102 |
| 6x4 | 150x100 | 159x108 | 2065 | 300 | 102 |
| 6x4 | 150x100 | 159x114.3 | 2065 | 300 | 102 |

| Nominal Size | | Pipe O.D. | Max.Working Pressure | | L |
|---|---|---|---|---|---|
| Inch | mm | mm | MPa | psi | mm |
| 6x5 | 150x125 | 159x133 | 2065 | 300 | 102 |
| 6x5 | 150x125 | 159x139.7 | 2065 | 300 | 102 |
| 6x2 | 150x50 | 165.1x60.3 | 2065 | 300 | 102 |
| 6x2 1/2 | 150x65 | 165.1x76.1 | 2065 | 300 | 102 |
| 6x3 | 150x80 | 165.1x88.9 | 2065 | 300 | 102 |
| 6x4 | 150x100 | 165.1x108 | 2065 | 300 | 102 |
| 6x4 | 150x100 | 165.1x114.3 | 2065 | 300 | 102 |
| 6x5 | 150x125 | 165.1x133 | 2065 | 300 | 102 |
| 6x5 | 150x125 | 165.1x139.7 | 2065 | 300 | 102 |
| 6x2 | 150x50 | 168.3x60.3 | 2065 | 300 | 102 |
| 6x2 1/2 | 150x65 | 168.3x73 | 2065 | 300 | 102 |
| 6x2 1/2 | 150x65 | 168.3x76.1 | 2065 | 300 | 102 |
| 6x3 | 150x80 | 168.3x88.9 | 2065 | 300 | 102 |
| 6x4 | 150x100 | 168.3x108 | 2065 | 300 | 102 |
| 6x4 | 150x100 | 168.3x114.3 | 2065 | 300 | 102 |
| 6x5 | 150x125 | 168.3x133 | 2065 | 300 | 102 |
| 6x5 | 150x125 | 168.3x139.7 | 2065 | 300 | 102 |
| 6x5 | 150x125 | 168.3x141.3 | 2065 | 300 | 102 |
| 8x2 1/2 | 200x65 | 219.1x73 | 2065 | 300 | 127 |
| 8x2 1/2 | 200x65 | 219.1x76.1 | 2065 | 300 | 127 |
| 8x3 | 200x80 | 219.1x88.9 | 2065 | 300 | 127 |
| 8x4 | 200x100 | 219.1x108 | 2065 | 300 | 127 |
| 8x4 | 200x100 | 219.1x114.3 | 2065 | 300 | 127 |
| 8x5 | 200x125 | 219.1x133 | 2065 | 300 | 127 |
| 8x5 | 200x125 | 219.1x139.7 | 2065 | 300 | 127 |
| 8x5 | 200x125 | 219.1x141.3 | 2065 | 300 | 127 |
| 8x6 | 200x150 | 219.1x159 | 2065 | 300 | 127 |
| 8x6 | 200x150 | 219.1x165.1 | 2065 | 300 | 127 |
| 8x6 | 200x150 | 219.1x168.3 | 2065 | 300 | 127 |
| 10x4 | 250x100 | 273x108 | 1205 | 175 | 152 |
| 10x4 | 250x100 | 273x114.3 | 1205 | 175 | 152 |
| 10x5 | 250x125 | 273x133 | 1205 | 175 | 152 |
| 10x5 | 250x125 | 273x139.7 | 1205 | 175 | 152 |
| 10x6 | 250x150 | 273x159 | 1205 | 175 | 152 |
| 10x6 | 250x150 | 273x168.3 | 1205 | 175 | 152 |
| 10x6 | 250x150 | 273x165.1 | 1205 | 175 | 152 |
| 10x8 | 150x200 | 273x219.1 | 1205 | 175 | 152 |



All data contained here is subject to change without notice.
Note: Max. working presure refers to FM registration pressure.

### XGQT07
### Reducer Grooved

| Nominal Size | | Pipe O.D. | Max.Working Pressure | | L |
|---|---|---|---|---|---|
| Inch | mm | mm | KPa | psi | mm |
| 12x4 | 300x100 | 323.9x108 | 1205 | 175 | 178 |
| 12x4 | 300x100 | 323.9x114.3 | 1205 | 175 | 178 |
| 12x5 | 300x125 | 323.9x133 | 1205 | 175 | 178 |
| 12x5 | 300x125 | 323.9x139.7 | 1205 | 175 | 178 |
| 12x6 | 300x150 | 323.9x159 | 1205 | 175 | 178 |
| 12x6 | 300x150 | 323.9x165.1 | 1205 | 175 | 178 |
| 12x6 | 300x150 | 323.9x168.3 | 1205 | 175 | 178 |
| 12x8 | 300x200 | 323.9x219.1 | 1205 | 175 | 178 |
| 12x10 | 300x250 | 323.9x273 | 1205 | 175 | 178 |
| 14x6 | 350x150 | 377x159 | 1205 | 175 | 330 |
| 14x6 | 350x150 | 377x165.1 | 1205 | 175 | 330 |
| 14x6 | 350x150 | 377x168.3 | 1205 | 175 | 330 |
| 14x8 | 350x200 | 377x219.1 | 1205 | 175 | 330 |
| 14x10 | 350x250 | 377x273 | 1205 | 175 | 330 |
| 14x12 | 350x300 | 377x323.9 | 1205 | 175 | 330 |
| 16x8 | 400x200 | 426x219.1 | 1205 | 175 | 356 |
| 16x10 | 400x250 | 426x273 | 1205 | 175 | 356 |
| 16x12 | 400x300 | 426x323.9 | 1205 | 175 | 356 |
| 16x14 | 400x350 | 426x377 | 1205 | 175 | 356 |
| 18x10 | 450x250 | 480x273 | 1205 | 175 | 388 |
| 18x12 | 450x300 | 480x323.9 | 1205 | 175 | 388 |
| 18x14 | 450x350 | 480x377 | 1205 | 175 | 388 |
| 18x16 | 450x400 | 480x426 | 1205 | 175 | 388 |
| 20x10 | 500x250 | 530x273 | 1205 | 175 | 508 |
| 20x12 | 500x300 | 530x323.9 | 1205 | 175 | 508 |
| 20x14 | 500x350 | 530x377 | 1205 | 175 | 508 |
| 20x16 | 500x400 | 530x426 | 1205 | 175 | 508 |
| 20x18 | 500x350 | 530x480 | 1205 | 175 | 508 |
| 24x14 | 600x350 | 630x377 | 1205 | 175 | 508 |
| 24x16 | 600x400 | 630x426 | 1205 | 175 | 508 |
| 24x18 | 600x450 | 630x480 | 1205 | 175 | 508 |
| 24x20 | 600x500 | 630x530 | 1205 | 175 | 508 |

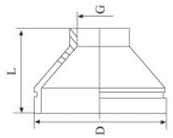


### XGQT07
### Reducer Threaded

| Nominal Size | | Pipe O.D. | Max.Working Pressure | | L |
|---|---|---|---|---|---|
| Inch | mm | mm | KPa | psi | mm |
| 2x3/4 | 50x20 | 60.3xG3/4 | 2065 | 300 | 90 |
| 2x1/2 | 50x15 | 60.3xG1/2 | 2065 | 300 | 90 |
| 2x1 | 50x25 | 60.3xG1 | 2065 | 300 | 90 |
| 2x1 1/4 | 50x32 | 60.3xG1 1/4 | 2065 | 300 | 90 |
| 2x1 1/2 | 50x40 | 60.3xG1 1/2 | 2065 | 300 | 90 |
| 2 1/2x1 | 65x25 | 73xG1 | 2065 | 300 | 90 |
| 2 1/2x1 1/4 | 65x32 | 73xG1 1/4 | 2065 | 300 | 90 |
| 2 1/2x1 1/2 | 65x40 | 73xG1 1/2 | 2065 | 300 | 90 |
| 2 1/2xG2 | 65x50 | 73xG2 | 2065 | 300 | 90 |
| 2 1/2x1/2 | 65x15 | 76.1xG1/2 | 2065 | 300 | 90 |
| 2 1/2x3/4 | 65x20 | 76.1xG3/4 | 2065 | 300 | 90 |
| 2 1/2x1 | 65x25 | 76.1xG1 | 2065 | 300 | 90 |
| 2 1/2x1 1/4 | 65x32 | 76.1xG1 1/4 | 2065 | 300 | 90 |
| 2 1/2x1 1/2 | 65x40 | 76.1xG1 1/2 | 2065 | 300 | 90 |
| 2 1/2x2 | 65x50 | 76.1xG2 | 2065 | 300 | 90 |
| 3x1/2 | 80x15 | 88.9xG1/2 | 2065 | 300 | 90 |
| 3x3/4 | 80x20 | 88.9xG3/4 | 2065 | 300 | 90 |
| 3x1 | 80x25 | 88.9xG1 | 2065 | 300 | 90 |
| 3x1 1/4 | 80x32 | 88.9xG1 1/4 | 2065 | 300 | 90 |
| 3x1 1/2 | 80x40 | 88.9xG1 1/2 | 2065 | 300 | 90 |
| 3x2 | 80x50 | 88.9xG2 | 2065 | 300 | 90 |
| 3x2 1/2 | 80x65 | 88.9xG2 1/2 | 2065 | 300 | 90 |
| 4x1 | 100x25 | 108xG1 | 2065 | 300 | 102 |
| 4x1 1/4 | 100x32 | 108xG1 1/4 | 2065 | 300 | 102 |
| 4x1 1/2 | 100x40 | 108xG1 1/2 | 2065 | 300 | 102 |
| 4x2 | 100x50 | 108xG2 | 2065 | 300 | 102 |
| 4x2 1/2 | 100x65 | 108xG2 1/2 | 2065 | 300 | 102 |
| 4x3 | 100x80 | 108xG3 | 2065 | 300 | 102 |
| 4x1/2 | 100x15 | 114.3xG1/2 | 2065 | 300 | 102 |
| 4x3/4 | 100x20 | 114.3xG3/4 | 2065 | 300 | 102 |

All data contained here is subject to change without notice.
Note: Max. working presure refers to FM registration pressure.

### XGQT07
### Reducer Threaded

| Nominal Size | | Pipe O.D. | Max.Working Pressure | | L |
|---|---|---|---|---|---|
| Inch | mm | mm | KPa | psi | mm |
| 4x1 | 100x25 | 114.3xG1 | 2065 | 300 | 102 |
| 4x1 1/4 | 100x32 | 114.3xG1 1/4 | 2065 | 300 | 102 |
| 4x1 1/2 | 100x40 | 114.3xG1 1/2 | 2065 | 300 | 102 |
| 4x2 | 100x50 | 114.3xG2 | 2065 | 300 | 102 |
| 4x2 1/2 | 100x65 | 114.3xG2 1/2 | 2065 | 300 | 102 |
| 4x3 | 100x80 | 114.3xG3 | 2065 | 300 | 102 |
| 5x1 | 125x25 | 133xG1 | 2065 | 300 | 102 |
| 5x1 1/4 | 125x32 | 133xG1 1/4 | 2065 | 300 | 102 |
| 5x1 1/2 | 125x40 | 133xG1 1/2 | 2065 | 300 | 102 |
| 5x2 | 125x50 | 133xG2 | 2065 | 300 | 102 |
| 5xG2 1/2 | 125x65 | 133xG2 1/2 | 2065 | 300 | 102 |
| 5xG3 | 125x80 | 133xG3 | 2065 | 300 | 102 |
| 5x1 | 125x25 | 139.7xG1 | 2065 | 300 | 102 |
| 5x1 1/4 | 125x32 | 139.7xG1 1/4 | 2065 | 300 | 102 |
| 5x1 1/2 | 125x40 | 139.7xG1 1/2 | 2065 | 300 | 102 |
| 5x2 | 125x50 | 139.7xG2 | 2065 | 300 | 102 |
| 5x2 1/2 | 125x65 | 139.7xG2 1/2 | 2065 | 300 | 102 |
| 5x3 | 125x80 | 139.7xG3 | 2065 | 300 | 102 |
| 5x1 | 125x25 | 141.3xG1 | 2065 | 300 | 102 |
| 5x1 1/4 | 125x32 | 141.3xG1 1/4 | 2065 | 300 | 102 |
| 5x1 1/2 | 125x40 | 141.3xG1 1/2 | 2065 | 300 | 102 |
| 6x1 | 150x25 | 159xG1 | 2065 | 300 | 102 |
| 6x1 1/4 | 150x32 | 159xG1 1/4 | 2065 | 300 | 102 |
| 6x1 1/2 | 150x40 | 159xG1 1/2 | 2065 | 300 | 102 |
| 6x2 | 150x50 | 159xG2 | 2065 | 300 | 102 |
| 6x2 1/2 | 150x65 | 159xG2 1/2 | 2065 | 300 | 102 |
| 6x3 | 150x80 | 159xG3 | 2065 | 300 | 102 |
| 6x1 | 150x25 | 165.1xG1 | 2065 | 300 | 102 |
| 6x1 1/4 | 150x32 | 165.1xG1 1/4 | 2065 | 300 | 102 |
| 6x1 1/2 | 150x40 | 165.1xG1 1/2 | 2065 | 300 | 102 |
| 6x2 | 150x50 | 165.1xG2 | 2065 | 300 | 102 |
| 6x2 1/2 | 150x65 | 165.1xG2 1/2 | 2065 | 300 | 102 |
| 6x3 | 150x80 | 165.1xG3 | 2065 | 300 | 102 |
| 6x1 | 150x25 | 168.3xG1 | 2065 | 300 | 102 |
| 6x1 1/4 | 150x32 | 168.3xG1 1/4 | 2065 | 300 | 102 |
| 6x1 1/2 | 150x40 | 168.3xG1 1/2 | 2065 | 300 | 102 |
| 6x2 | 150x50 | 168.3xG2 | 2065 | 300 | 102 |

| Nominal Size | | Pipe O.D. | Max.Working Pressure | | L |
|---|---|---|---|---|---|
| Inch | mm | mm | KPa | psi | mm |
| 6x2 1/2 | 150x65 | 168.3xG2 1/2 | 2065 | 300 | 102 |
| 6x3 | 150x80 | 168.3xG3 | 2065 | 300 | 102 |
| 8x1 | 200x25 | 219.1xG1 | 2065 | 300 | 127 |
| 8x1 1/4 | 200x32 | 219.1xG1 1/4 | 2065 | 300 | 127 |
| 8x1 1/2 | 200x40 | 219.1xG1 1/2 | 2065 | 300 | 127 |
| 8x2 | 200x50 | 219.1xG2 | 2065 | 300 | 127 |
| 8x2 1/2 | 200x65 | 219.1xG2 1/2 | 2065 | 300 | 127 |
| 8x3 | 200x80 | 219.1xG3 | 2065 | 300 | 127 |

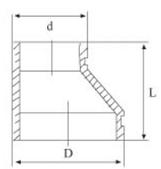


### XGQT07P
### Eccentric Reducer

| Nominal Size | | Pipe O.D. | Max.Working Pressure | | L |
|---|---|---|---|---|---|
| Inch | mm | mm | KPa | psi | mm |
| 3x2 | 80x50 | 88.9x60.3 | 2065 | 300 | 90 |
| 3x2 1/2 | 80x65 | 88.9x76.1 | 2065 | 300 | 90 |
| 4x2 1/2 | 100x65 | 108x76.1 | 2065 | 300 | 102 |
| 4x3 | 100x80 | 108x88.9 | 2065 | 300 | 102 |
| 4x2 1/2 | 100x65 | 114.3x76.1 | 2065 | 300 | 102 |
| 4x3 | 100x80 | 114.3x88.9 | 2065 | 300 | 102 |
| 5x4 | 125x100 | 133x108 | 2065 | 300 | 102 |
| 6x2 1/2 | 150x65 | 159x76.1 | 2065 | 300 | 102 |
| 6x3 | 150x80 | 159x88.9 | 2065 | 300 | 102 |
| 6x4 | 150x100 | 159x108 | 2065 | 300 | 102 |
| 6x4 | 150x100 | 159x114.3 | 2065 | 300 | 102 |
| 6x5 | 150x125 | 159x133 | 2065 | 300 | 102 |
| 6x2 1/2 | 150x65 | 165.1x76.1 | 2065 | 300 | 102 |
| 6x3 | 150x80 | 165.1x88.9 | 2065 | 300 | 102 |
| 6x4 | 150x100 | 165.1x114.3 | 2065 | 300 | 102 |

All data contained here is subject to change without notice.
Note: Max. working presure refers to FM registration pressure.



### XGQT07P
### Eccentric Reducer

| Nominal Size | | Pipe O.D. | Max.Working Pressure | | L |
|---|---|---|---|---|---|
| Inch | mm | mm | KPa | psi | mm |
| 8x4 | 200x100 | 219.1x108 | 2065 | 300 | 127 |
| 8x4 | 200x100 | 219.1x114.3 | 2065 | 300 | 127 |
| 8x6 | 200x150 | 219.1x159 | 2065 | 300 | 127 |
| 8x6 | 200x150 | 219.1x165.1 | 2065 | 300 | 127 |
| 10x6 | 250x150 | 273x165.1 | 1205 | 175 | 152 |
| 10x8 | 250x200 | 273x219.1 | 1205 | 175 | 152 |

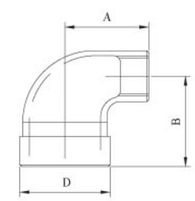


### 01
### Reducing End-line Elbow

| Nominal Size | | | | | |
|---|---|---|---|---|---|
| inch | mm | A | B | | |
| 1×1/2 | 25×15 | 33.7×G1/2 | 2065 300 | 44.5 | 48 |
| 1 1/4×1/2 | 32×15 | 42.4×G1/2 | 2065 300 | 44.5 | 48 |
| 1 1/4×3/4 | 32×20 | 42.4×G3/4 | 2065 300 | 44.5 | 48 |
| 1 1/4×1 | 32×25 | 42.4×G1 | 2065 300 | 50.8 | 51.3 |
| 1 1/2×1/2 | 40×15 | 48.3×G1/2 | 2065 300 | 44.5 | 48 |
| 1 1/2×3/4 | 40×20 | 48.3×G3/4 | 2065 300 | 44.5 | 48 |
| 1 1/2×1 | 40×25 | 48.3×G1 | 2065 300 | 50.8 | 51.3 |
| 2×1/2 | 50×15 | 60.3×G1/2 | 2065 300 | 44.5 | 48 |
| 2×3/4 | 50×20 | 60.3×G3/4 | 2065 300 | 44.5 | 48 |
| 2×1 | 50×25 | 60.3×G1 | 2065 300 | 50.8 | 51.3 |
| 2 1/2×1/2 | 65×15 | 73×G1/2 | 2065 300 | 50 | 48 |
| 2 1/2×3/4 | 65×20 | 73×G3/4 | 2065 300 | 50 | 48 |
| 2 1/2×1 | 65×25 | 73×G1 | 2065 300 | 50.8 | 51.3 |
| 2 1/2×1/2 | 65×15 | 76.1×G1/2 | 2065 300 | 50 | 48 |

### 01
### Reducing End-line Elbow

| Nominal Size | | Pipe OD | Max.Working Pressure | | A | B |
|---|---|---|---|---|---|---|
| inch | mm | mm | Kpa | psi | mm | mm |
| 2 1/2×3/4 | 65×20 | 76.1×G3/4 | 2065 | 300 | 50 | 48 |
| 2 1/2×1 | 65×25 | 76.1×G1 | 2065 | 300 | 52 | 51.3 |

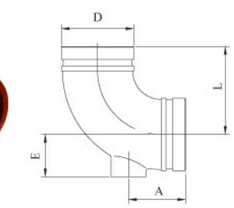


### XGQT01P
### Drain Elbow

| Nominal Size | | Pipe OD | Max.Working Pressure | | L | A | E |
|---|---|---|---|---|---|---|---|
| inch | mm | mm | Kpa | psi | mm | mm | mm |
| 2×1 | 50×25 | 60.3×G1 | 2065 | 300 | 83 | 70 | 36 |
| 2-1/2×1 | 65×25 | 73×G1 | 2065 | 300 | 95 | 70 | 44 |
| 3×1 | 80×25 | 88.9×G1 | 2065 | 300 | 108 | 70 | 52 |
| 4×1 | 100×25 | 114.3×G1 | 2065 | 300 | 127 | 70 | 64 |
| 5×1 | 125×25 | 141.3×G1 | 2065 | 300 | 140 | 70 | 78 |
| 6×1 | 150×25 | 168.3×G1 | 2065 | 300 | 165 | 70 | 91 |
| 8×1 | 200×25 | 219.1×G1 | 2065 | 300 | 197 | 70 | 118 |

All data contained here is subject to change without notice.
Note: Max. working presure refers to FM registration pressure.

**06P**
**Cap with Eccentric Hole**

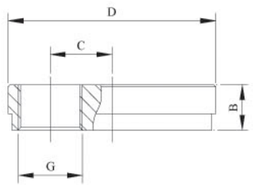


| Nominal Size | | Pipe O.D. | Max.Working Pressure | | Eccentricity C mm | | | | B |
|---|---|---|---|---|---|---|---|---|---|
| inch | mm | mm | Kpa | psi | 1 | 1-1/4 | 1-1/2 | 2 | mm |
| 2 | 50 | 60.3 | 2065 | 300 | 9 | 5 | 0 | | 25 |
| 2-1/2 | 65 | 73 | 2065 | 300 | 15 | 10 | 7 | | 25 |
| 2-1/2 | 65 | 76.1 | 2065 | 300 | 16 | 12 | 9 | 3 | 25 |
| 3 | 80 | 88.9 | 2065 | 300 | 22 | 18 | 15 | 9 | 25 |
| 4 | 100 | 114.3 | 2065 | 300 | 35 | 31 | 28 | 22 | 25 |
| 5 | 125 | 139.7 | 2065 | 300 | 48 | 43 | 40 | 34 | 25 |
| 5 | 125 | 141.3 | 2065 | 300 | 47 | 44 | 41 | 34 | 25 |
| 6 | 150 | 165.1 | 2065 | 300 | 60 | 56 | 53 | 47 | 25 |
| 6 | 150 | 168.3 | 2065 | 300 | 61 | 57 | 54 | 48 | 25 |
| 8 | 200 | 219.1 | 2065 | 300 | 84 | 82 | 79 | 73 | 31 |
| 10 | 250 | 273 | 1205 | 175 | 112 | 107 | 104 | 98 | 31 |

**XGQT06**
**End Cap**

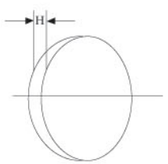


| Nominal Size | | Pipe O.D. | Max.Working Pressure | | H |
|---|---|---|---|---|---|
| inch | mm | mm | Kpa | psi | mm |
| 2 | 50 | 57 | 2065 | 300 | 25 |
| 2 | 50 | 60.3 | 2065 | 300 | 25 |
| 2-1/2 | 65 | 73 | 2065 | 300 | 25 |
| 2-1/2 | 65 | 76.1 | 2065 | 300 | 25 |
| 3 | 80 | 88.9 | 2065 | 300 | 25 |
| 4 | 100 | 108 | 2065 | 300 | 25 |
| 4 | 100 | 114.3 | 2065 | 300 | 25 |
| 5 | 125 | 133 | 2065 | 300 | 25 |
| 5 | 125 | 139.7 | 2065 | 300 | 25 |
| 5 | 125 | 141.3 | 2065 | 300 | 25 |
| 6 | 150 | 159 | 2065 | 300 | 25 |
| 6 | 150 | 165.1 | 2065 | 300 | 25 |
| 6 | 150 | 168.3 | 2065 | 300 | 25 |
| 8 | 200 | 219.1 | 2065 | 300 | 32 |
| 10 | 250 | 273 | 1205 | 175 | 32 |
| 12 | 300 | 325 | 1205 | 175 | 32 |
| 12 | 300 | 323.9 | 1205 | 175 | 32 |
| 14 | 350 | 377 | 1205 | 175 | 40 |
| 16 | 400 | 426 | 1205 | 175 | 40 |
| 18 | 450 | 480 | 1205 | 175 | 40 |
| 20 | 500 | 530 | 1205 | 175 | 40 |
| 24 | 600 | 630 | 1205 | 175 | 40 |



All data contained here is subject to change without notice.
Note: Max. working presure refers to FM registration pressure.

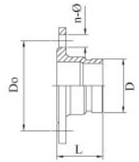


**08A-T-E**
**Grooved Flange Table E**

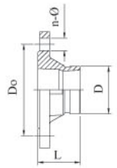


**ANSI150 XGQT08D**
**Grooved Flange ANSI150**

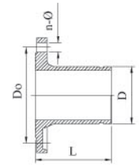


**ANSI150 XGQT08**
**Grooved Flange ANSI150**

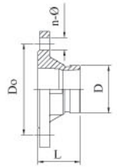


**XGQT08**
**Grooved Flange PN16**

| Nominal Size | | Pipe O.D. | Max. Working Pressure | Dimensions | | | | | | | | | |
|---|---|---|---|---|---|---|---|---|---|---|---|---|---|
| | | | | ANSI150 | | | | PN16 | | | Table E | | |
| | | | | n*Φ | Do | L | | n*Φ | Do | L | n*Φ | Do | L |
| | | | | | | XGQT08 | XGQT08D | | | | | | |
| inch | mm | mm | psi | mm | mm | mm | mm | mm | mm | mm | mm | mm | mm |
| 2 | 50 | 57 | 500 | | | | | 4-18 | 125 | 65 | | | |
| 2 | 50 | 60.3 | 500 | 4-19 | 121 | 102 | 65 | 4-18 | 125 | 65 | 4-18 | 65 | 114 |
| 2-1/2 | 65 | 73 | 500 | 4-19 | 140 | 102 | 65 | 4-18 | 178 | 65 | | | |
| 2-1/2 | 65 | 76.1 | 500 | | | | | 4-18 | 145 | 65 | 4-18 | 65 | 127 |
| 3 | 80 | 88.9 | 500 | 4-19 | 153 | 102 | 65 | 8-18 | 160 | 65 | 4-18 | 65 | 146 |
| 4 | 100 | 108 | 500 | | | | | 8-18 | 180 | 70 | | | |
| 4 | 100 | 114.3 | 500 | 8-22 | 191 | 102 | 70 | 8-18 | 180 | 70 | 8-18 | 70 | 178 |
| 5 | 125 | 133 | 500 | | | | | 8-18 | 210 | 70 | | | |
| 5 | 125 | 139.7 | 500 | | | | | 8-18 | 210 | 70 | 8-18 | 70 | 210 |
| 5 | 125 | 141.3 | 500 | 8-22 | 216 | 152 | 70 | 8-23 | 216 | 70 | | | |
| 6 | 150 | 159 | 500 | | | | | 8-23 | 240 | 70 | | | |
| 6 | 150 | 165.1 | 500 | | | | | 8-23 | 240 | 70 | 8-23 | 70 | 235 |
| 6 | 150 | 168.3 | 500 | 8-22 | 241 | 152 | 70 | 8-23 | 240 | 70 | | | |
| 8 | 200 | 219.1 | 300 | 8-22 | 298 | 152 | 80 | 12-23 | 295 | 80 | 8-23 | 80 | 292 |
| 10 | 250 | 273 | 300 | 12-25 | 362 | 203 | 85 | 12-25 | 355 | 85 | 12-23 | 85 | 356 |
| 12 | 300 | 323.9 | 300 | 12-25 | 432 | 203 | 90 | 12-25 | 410 | 90 | 12-27 | 90 | 406 |
| 12 | 300 | 325 | 300 | | | | | 12-25 | 410 | 90 | | | |
| 14 | 350 | 377 | 300 | | | | | 16-25 | 470 | 100 | | | |
| 16 | 400 | 426 | 300 | | | | | 16-30 | 525 | 110 | | | |
| 18 | 450 | 480 | 300 | | | | | 20-30 | 585 | 115 | | | |
| 20 | 500 | 530 | 300 | | | | | 20-34 | 650 | 125 | | | |
| 24 | 600 | 630 | 300 | | | | | 20-41 | 770 | 135 | | | |

All data contained here is subject to change without notice.
Note: Max. working presure refers to FM registration pressure.

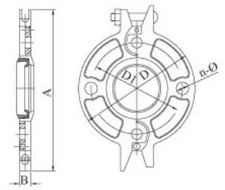


**XGQT08B**
**Hinged Flange Adapter**

| Nominal Size | | Pipe O.D. | Max.Working Pressure | Dimensions | | | | |
|---|---|---|---|---|---|---|---|---|
| | | | | A | B | D | D1 | n-ϕ |
| Inch | mm | mm | psi | mm | mm | mm | mm | mm |
| 2 | 50 | 60.3 | 300 | 222 | 19 | 153 | 121 | 4-19 |
| 2 1/2 | 65 | 73 | 300 | 247 | 19 | 178 | 140 | 4-19 |
| 3 | 80 | 88.9 | 300 | 260 | 19 | 191 | 153 | 4-19 |
| 4 | 100 | 114.3 | 300 | 298 | 19 | 229 | 191 | 8-19 |
| 5 | 125 | 141.3 | 300 | 323 | 20 | 254 | 216 | 8-23 |
| 6 | 150 | 168.3 | 300 | 348 | 20 | 279 | 241 | 8-23 |
| 8 | 200 | 219.1 | 300 | 412 | 23 | 343 | 299 | 8-23 |

All data contained here is subject to change without notice.
Note: Max. working presure refers to FM registration pressure.

### Instruction For Pipe Grooving

1. Cut the pipe to length and remove any burrs.
2. Place the pipe in the grooving tool resting the free end on a stand.
3. Use a level to ensure the pipe is horizontal.
4. Clamp the pipe into the grooving tool.
5. Start the tool and produce the groove to the predefined depth.
6. Use a depth gauge or Vernier caliper to check the groove depth.
7. Release the pipe.

### Installation Instruction For Couplings

1. Ensure all burrs are removed from the pipe ends.
2. Ensure the gasket is suitable for intended service with no crack and split.
3. Gasket is pre-lubed, additional lubrication may be necessary.
4. Slide the gasket over both pipe ends and ensure gasket does not enter the grooves.
5. Ensure the both pipes are held in the same axis.
6. Place housings over the gasket and finger tighten nuts.
7. Gradually tighten nuts with no gasket pinched.

### Installation Instruction for Mechanical Tees/Crosses and Strap Tees

1. Determine the location of the tees and mark it.
2. Select the correct drill bit to cut a hole.
3. Clean up the pipe surface within 3/4" of hole to make sure it's free of foreign matter for gasket.
4. Disassemble tee and lubricate tee gasket.
5. Insert upper housing over the hole, align it and finger tighten nuts.
6. Wrench-tighten nuts evenly by alternating sides until housings are firmly installed against pipe with no gaps.

| Grade | Temp. Range | Gasket Materia | Color Code | General Service Application |
|---|---|---|---|---|
| E | -30°F to +230°F<br>-34°C to +110°C | EPDM | Green | Water, oil-free air services and many chemical services Not for Petroleum services. |
| T | -4°F to +176°F<br>-20°C to +80°C | Nitrile | Orange | Petroleum or oil services within specified temperature range and water waste. Not for hot water services. |
| L | -30°F to +350°F<br>-34°C to +177°C | Silicone | Red | Dry, heat air without hydrocarbons and high temperature chemical services. |
| V | -22°F to +180°F<br>-30°C to +82°C | Neoprene | Yellow | Excellent oxidation resistance for some chemical services. |

Note: for service not listed, please contact Recomb for further assistant.

# GLOBAL PIPE SIZE

# PIPE ROLL GROOVE SPECIFICATIONS

RECOMB

***SHANGHAI RECOMB PIPING SYSTEM CO.,LTD.***

| Imperial | Pipe O.D. | DIN | ANSI | JIS |
|---|---|---|---|---|
| **inch** | **mm** | **mm** | **inch** | **mm** |
| 1/2" | 21.3 | 15 | 1/2" | 15A/21.7 |
| 3/4" | 26.7 | 20/26.9 | 3/4" | 20A/27.2 |
| 1 | 33.4 | 25/33.7 | 1 | 25A/34 |
| 1 1/4" | 42.2 | 32/42.4 | 1 1/4" | 32A/42.7 |
| 1 1/2" | 48.3 | 40 | 1 1/2" | 40A/48.6 |
| 2 | 60.3 | DN&ISO 50 | 2 | 50A/60.5 |
| 2 1/2" | 73.1 | | 2 1/2" | |
| | 76.1 DIN/ISO | DN&ISO 65 | | 65A/76.3 |
| 3 | 88.9 | DN&ISO 80 | 3 | 80A |
| 4 | 108 old DIN | DIN 108 | | |
| | 114.3 | DN&ISO 100 | 4 | 100A |
| 5 | 133 old DIN | DIN 133 | | |
| | 139.7 DIN/ISO | DN&ISO 125 | | 125A/139.8 |
| | 141.3 | | 5 | |
| 6 | 159 old DIN | DIN 159 | | |
| | 165.1 JIS | | | 150A/165.2 |
| | 168.3 | DN&ISO 150 | 6 | |
| 8 | 216.3 JIS | | | 200A |
| | 219.1 | DN 200 | 8 | |
| 10 | 267.4 JIS | | | 250A |
| | 273 | DN 250 | 10 | |
| 12 | 318.5 JIS | | | 300A |
| | 323.9 | DN 300 | 12 | |
| 14 | 355.6 | DN 350 | 14 | 350A |
| 16 | 406.4 | DN 400 | 16 | 400A |
| 18 | 457.2 | DN 450 | 18 | 450A |
| 20 | 508 | DN 500 | 20 | 500A |
| 22 | 558.8 | | 22 | 550A |
| 24 | 610 | DN 600 | 24 | 600A |

| Nominal Size | | Pipe O.D. | Tolerance | A1 ±0.76 | B1 ±0.76 | C1 | Groove Dia C Basic size | Groove Dia C Tolerance | Min. Thickness T Casting Thickness | Max Allow Flare Dia F |
|---|---|---|---|---|---|---|---|---|---|---|
| inch | mm | mm | mm | mm | mm | mm | mm | mm | mm | mm |
| 1 | 25 | 33.7 | +0.30 -0.50 | 15.9 | 7.2 | 1.7 | 30.2 | -0.38 | 1.65 | 34.5 |
| 1 1/4 | 32 | 42(42.4) | | 15.9 | 7.2 | 1.7 | 39.0 | -0.38 | 1.65 | 43.3 |
| 1 1/2 | 40 | 48(48.3) | | 15.9 | 7.2 | 1.6 | 45.1 | -0.38 | 1.65 | 49.4 |
| 2 | 50 | 57 | +0.80 -0.60 | 15.9 | 8.8 | 1.6 | 53.8 | -0.38 | 1.65 | 58.9 |
| 2 | 50 | 60(60.3) | | 15.9 | 8.8 | 1.6 | 57.2 | -0.38 | 1.65 | 62.2 |
| 2 1/2 | 65 | 73 | | 15.9 | 8.8 | 2.0 | 69.1 | -0.46 | 2.11 | 75.2 |
| 2 1/2 | 65 | 76(76.1) | | 15.9 | 8.8 | 1.9 | 72.3 | -0.46 | 2.11 | 77.7 |
| 3 | 80 | 89(88.9) | | 15.9 | 8.8 | 2.0 | 84.9 | -0.46 | 2.11 | 90.6 |
| 4 | 100 | 108 | +1.00 -0.80 | 15.9 | 8.8 | 2.1 | 103.7 | -0.51 | 2.11 | 109.7 |
| 4 | 100 | 114(114.3) | | 15.9 | 8.8 | 2.1 | 110.1 | -0.51 | 2.11 | 116.2 |
| 5 | 125 | 133 | +1.40 -0.80 | 15.9 | 8.8 | 2.0 | 129.1 | -0.51 | 2.77 | 134.9 |
| 5 | 125 | 140(139.7) | | 15.9 | 8.8 | 2.1 | 135.5 | -0.51 | 2.77 | 141.7 |
| 5 | 125 | 141.3 | | 15.9 | 8.8 | 2.2 | 137.0 | -0.51 | 2.77 | 143.5 |
| 6 | 150 | 159 | | 15.9 | 8.8 | 2.2 | 154.6 | -0.56 | 2.77 | 161.0 |
| 6 | 150 | 165(165.1) | | 15.9 | 8.8 | 2.2 | 160.8 | -0.56 | 2.77 | 167.1 |
| 6 | 150 | 168(168.3) | | 15.9 | 8.8 | 2.2 | 164.0 | -0.56 | 2.77 | 170.7 |
| 8 | 200 | 216.3 | | 19.1 | 11.9 | 2.4 | 211.6 | -0.64 | 2.77 | 220.7 |
| 8 | 200 | 219(219.1) | +1.60 -0.80 | 19.1 | 11.9 | 2.4 | 214.4 | -0.64 | 2.77 | 221.5 |
| 10 | 250 | 267.4 | | 19.1 | 11.9 | 2.4 | 262.6 | -0.69 | 3.40 | 271.8 |
| 10 | 250 | 273 | | 19.1 | 11.9 | 2.4 | 268.3 | -0.69 | 3.40 | 275.4 |
| 12 | 300 | 318.5 | | 19.1 | 11.9 | 2.8 | 312.9 | -0.76 | 3.96 | 322.8 |
| 12 | 300 | 325/323.9 | | 19.1 | 13/11.9 | 3/2.8 | 319/318.3 | -0.76 | 3.96 | 327.3/326.2 |
| 14 | 350 | 377/355.6 | | 25/23.8 | 13/11.9 | 5.5/2.8 | 366/350 | -0.76 | 3.96 | 381.1/359.7 |
| 16 | 400 | 426/406.4 | | 25/23.8 | 13/11.9 | 5.5/2.8 | 415/400.8 | -0.76 | 4.19 | 430.1/410.5 |
| 18 | 450 | 480/457.2 | +1.80 -0.80 | 25/25.4 | 13/11.9 | 5.5/2.8 | 469/451.6 | -0.76 | 4.19 | 484.1/461.3 |
| 20 | 500 | 530/508 | | 25/25.4 | 13/11.9 | 5.5/2.8 | 519/502.4 | -0.76 | 4.78 | 534.1/512.1 |
| 24 | 600 | 630/610 | | 25/25.4 | 13/12.7 | 5.5/4.4 | 619/600.9 | -0.76 | 5.54 | 634.7/614.7 |

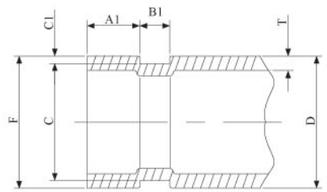




All data contained here is subject to change without notice.

All data contained here is subject to change without notice.

**Warning**

when start loading pressure on system, please do not either loosen or tighten the bolt/nut for all components of system.



## Warranty And Limitations Of Liability

Recomb warrants its products to be free from defects in materials and workmanship under normal use and service and to be in accordance with customer specifications and/or related FM/UL standards for a period of one year after date of receiving the shipment.

Buyer: within this warranty period must give Recomb written notice of any defect claim and promptly return the defective product prepaid after first receiving Recomb authorization to return. Recomb will thereafter either replace or refund such products found to be defective herein. This warranty does not include, nor does Recomb assume responsibility for defects or damage caused by misuse, improper installation and service or repair by others. This warranty is given in lieu of and excluding all other warranties, express or implied, including those of merchantability or fitness for a particular purpose. The remedies stated herein are exclusive remedies and Recomb should not be responsible or liable for any indirect, consequential or incidental damages or further loss of any kind whatsoever.

While we provide application assistance on Recomb products it is the responsibility of the customer to determine the suitability of the product in the intended use.

All technical data refers only to updated version of RECOMB catalogue.

**Disclaimer:** Recomb cannot be held responsible for omissions or errors in this catalog. Please contact our head office for any assistant.